

(No Model.)

F. G. FARNHAM.

WHISTLE.

No. 303,139.

Patented Aug. 5, 1884.

Fig. 1.

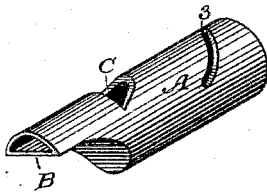


Fig. 2.

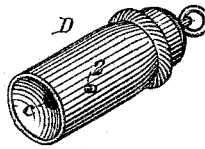


Fig. 3.



Fig. 4.




Fig. 5.

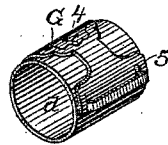


Fig. 6.

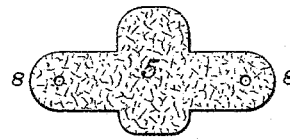


Fig. 7.




Fig. 8.

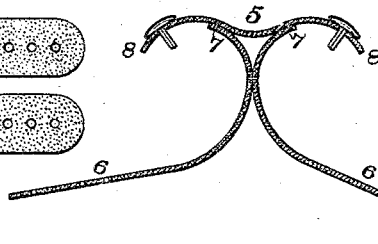


Fig. 9.

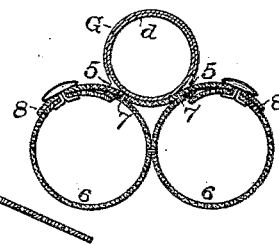


Fig. 10.

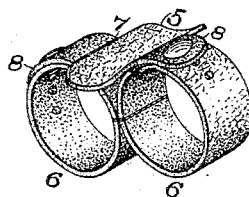
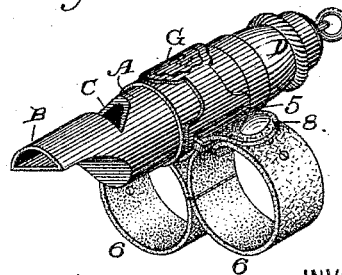


Fig. 11.



WITNESSES

Ed. A. Newman.

Al. C. Newman.

INVENTOR

Frank G. Farnham.

By his Attorney

S. W. Sully

# UNITED STATES PATENT OFFICE.

FRANK G. FARNHAM, OF WHITE MILLS, PENNSYLVANIA.

## WHISTLE.

SPECIFICATION forming part of Letters Patent No. 303,139, dated August 5, 1884.

Application filed January 12, 1884. (No model.)

*To all whom it may concern:*

Be it known that I, FRANK G. FARNHAM, a citizen of the United States, residing at White Mills, in the county of Wayne and State of Pennsylvania, have invented certain new and useful Improvements in Whistles, of which the following is a specification, reference being had therein to the accompanying drawings.

My invention relates to an improvement in whistle calls, intended particularly for the use of sportsmen in the field, but adapted to the use of policemen, bicyclers, and all who have occasion to use an alarm or signal of this character. The dog call or whistle ordinarily used by sportsmen is open to several objections. It is usually hung around the neck by a string, and is sometimes a source of great annoyance as well as danger from the liability of entanglement with the lock of the gun. It is equally objectionable to carry the whistle loose in the pocket, where it is practically inaccessible at short notice, and occasions delay at times when quickness of movement is most necessary, at the same time the hands may be so occupied that it is inconvenient to search through the pockets.

The object of my invention is to provide a means of placing the whistle in such position that it is not only always accessible and at hand, but that its use requires no thought or search, but may be performed mechanically by a single motion.

My invention consists, first, in a whistle adapted to be carried on one or more fingers of the hand, and held there securely; and, second, in the peculiar construction of the whistle and holder.

In the drawings, Figure 1 is a view of the barrel of the whistle. Fig. 2 is a view of the plug. Fig. 3 is a plan of the metal plate. Fig. 4 is the metal sleeve. Fig. 5 shows the plate and sleeve connected. Fig. 6 shows the blank for a part of the holder. Fig. 7 shows blanks for the finger-pieces. Fig. 8 shows the strap and finger-pieces connected. Figs. 9 and 10 show the holder complete. Fig. 11 is a view of the complete whistle.

A represents the tube or barrel of the whistle, constructed of brass, nickel-plated, of white-metal, or other suitable material. B is the mouth-piece, and C the ordinary slot, all the

parts thus far being of the ordinary construction. D is a sliding plug constructed either of wood or metal, adapted to fit the bore of the barrel or cylinder, and to move longitudinally therein. The plug is provided with a pin, 2, which engages with a straight or diagonal slot, 3, in the barrel, permitting the plug to be drawn out and held at any point. By this adjustment of the plug both the key and the strength of the tones produced are changed, the volume of sound increasing and the pitch being lowered as the plug is drawn out. The plug is perforated longitudinally, as at *e*, by which I find the volume of sound is increased. Upon the cylinder is a metallic sleeve, *d*, upon which is placed the holder G. The holder is composed of a concave plate, 4, having slotted ends 5 5, and adapted to the curvature of the barrel, a strap, 5, and two finger-pieces, 6. The strap and finger-pieces are formed, preferably, of leather. The finger-pieces are sewed or otherwise secured to the strip at the points 7, and the ends 8 8 of such pieces are passed through the slots 5 in the plate 4. The other ends are then connected by eyelets or stitching, forming two loops, which serve to secure the whistle to two of the fingers of the left hand.

It is evident that my invention does away with all the annoyances before mentioned, since the whistle, while being permanently attached to the hand, yet causes no inconvenience in using that hand for any other purpose. In some cases I may interpose a spring between the plug and barrel, which forces the plug constantly outward, so that the plug may be forced in against the pressure to change the key. For a more expensive instrument the holder might be molded or formed from rubber, with rubber straps, and secured to the barrel by its own elasticity or by other proper means.

The holding device, while I prefer to use it in connection with this whistle, may be applied to any other kind of whistle, the modifications necessary to such adaptation being clearly within the scope of my invention. For instance, I may make a whistle cast in two parts, both stationary, with a wooden plug within, and the joint between the cast portions covered by a holding device.

Having described my invention, I claim—

1. A whistle having a holding device for securing it to the hand.
2. A whistle having one or more flexible loops for securing it to the hand.
- 5 3. The barrel A, in combination with the concave plate, the strap, and the holding-loops, substantially as described.
4. In a whistle, the combination, with the barrel, of an adjustable plug, for the purposes  
10 set forth.
5. In a whistle, the combination, with the slotted barrel, of the plug having the pin.
6. In a whistle, the plug having the longitudinal bore or perforation, as set forth.
7. The combination, in a whistle, of the 15 barrel, the sleeve, and the plate having slotted ends, with the flexible holder, substantially as described.

In testimony whereof I affix my signature in presence of two witnesses.

FRANK G. FARNHAM.

Witnesses:

L. H. HULL,

F. W. FARNHAM.