

(No Model.)

L. & L. E. CARRIER.
HORSESHOE.

No. 303,265.

Patented Aug. 12, 1884.
Fig. 1.

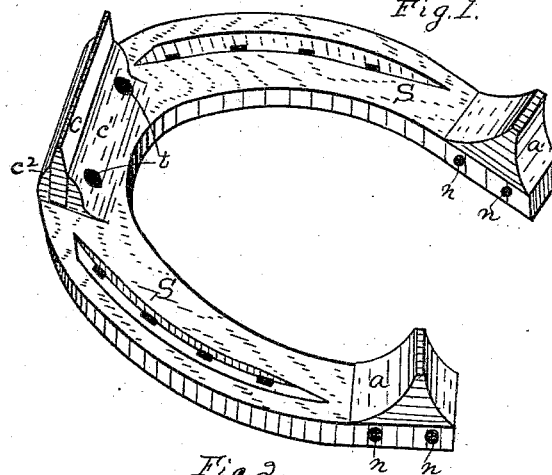


Fig. 2.

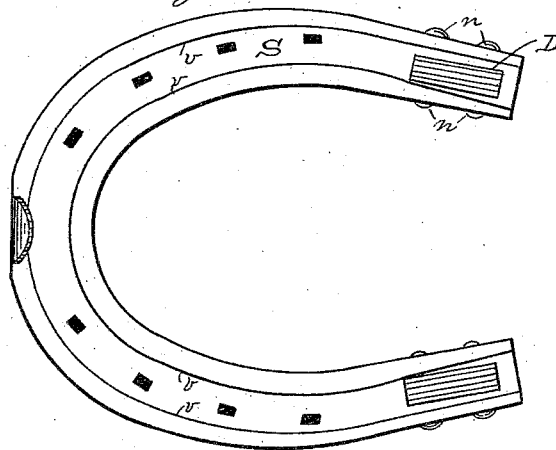


Fig. 3.

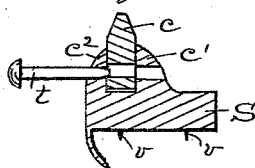


Fig. 4.

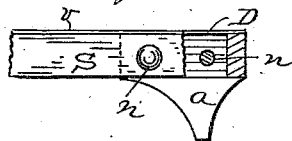
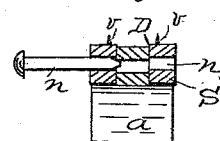


Fig. 5.



Witnesses.

Wm. H. Hutchins.
Wm. J. Hutchins.

Inventors.

Lyman Carrier.
Lyman E. Carrier.

UNITED STATES PATENT OFFICE.

LYMAN CARRIER AND LYMAN E. CARRIER, OF MINOOKA, ILLINOIS.

HORSESHOE.

SPECIFICATION forming part of Letters Patent No. 303,265, dated August 12, 1884.

Application filed August 7, 1883. (No model.)

To all whom it may concern:

Be it known that we, LYMAN CARRIER and LYMAN E. CARRIER, of Minooka, in Grundy county, and State of Illinois, citizens of the United States, have invented certain Improvements in Horseshoes, of which the following is a specification, reference being had therein to the accompanying drawings.

Figure 1 is a perspective view; Fig. 2, a plan view on the top; Fig. 3, a cross-sectional view through the toe-calk and shoe; Fig. 4, a side view of a rear calk and shoe; Fig. 5, a cross-sectional view of the shoe over the center of a rear calk.

This invention relates to certain improvements in horseshoes; and it consists in providing the upper face of the shoe with means for preventing any movement of the hoof on the face of the shoe to break off the nails.

Referring to the drawings, S represents the shoe proper. The upper surface of the shoe is provided with the integral concentric sharpened ridges *v v*, (shown in Figs. 2 and 5,) which are intended to embed themselves into the hoof when the shoe is nailed on for the

purpose of preventing the hoof from moving or sliding about on the shoe to break off the nails. Any number of these ridges may be used, and they may be continuous or not, as may be desired. The calks *c* and *a* may be removable, and held in place by means of rivets *n* and *t* between flanges *c'* *c''*, and in mortises D, or not, as may be desired. The rivets, which are pointed, draw the calks down tightly into place (see Figs. 3 and 5) when driven in. The ridges *v v* may be applied to any kind of a horseshoe, and constitute the invention in this case.

Having thus described our invention, what we claim as new, and desire to secure by Letters Patent, is as follows, to wit:

The horseshoe S, having the integral, concentric, sharpened, continuous ridges *v v* on its upper surface, as and for the purpose set forth.

LYMAN CARRIER.
LYMAN E. CARRIER.

Witnesses:

EDWARD C. DOUGLAS,
CHAS. WOOLVERTON.