

(No Model.)

J. H. MURPHY.
HARMONICA HOLDER.

No. 303,743.

Patented Aug. 19, 1884.

Fig. 1.

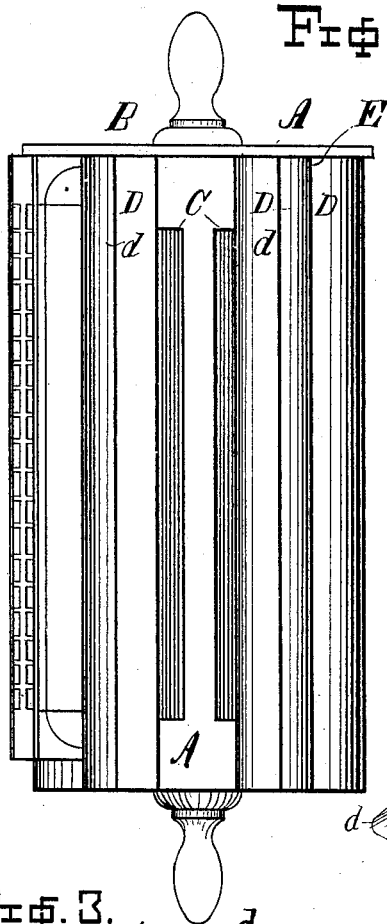


Fig. 2.

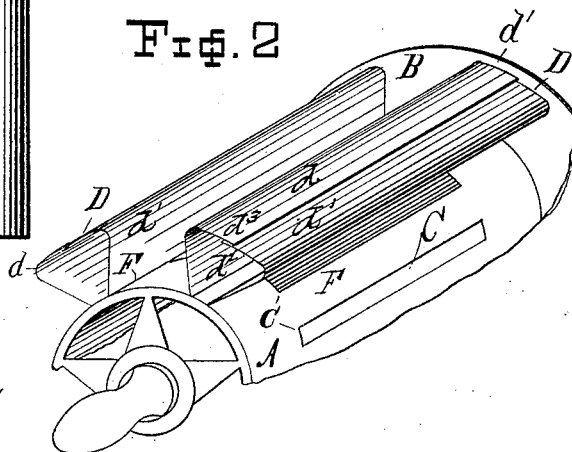
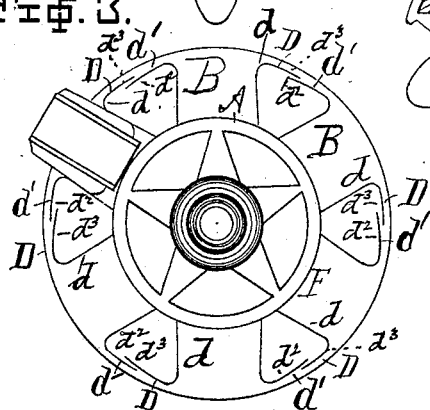


Fig. 3.



Attest.

Ferd. State.
Geo. H. Coles.

INVENTOR.

John H. Murphy.

UNITED STATES PATENT OFFICE.

JOHN H. MURPHY, OF SPRINGFIELD, OHIO, ASSIGNOR, BY MESNE ASSIGNMENTS, TO R. S. HOWARD, OF BOSTON, MASSACHUSETTS.

HARMONICA-HOLDER.

SPECIFICATION forming part of Letters Patent No. 303,743, dated August 19, 1884.

Application filed December 10, 1883. (No model.)

To all whom it may concern:

Be it known that I, JOHN H. MURPHY, a citizen of the United States, residing at Springfield, in the county of Clark and State of Ohio, have invented a new and useful Harmonica-Holder; of which the following is a specification.

My invention relates to improvements in harmonica-holders; and the object of my invention is first to provide a harmonica-holder to hold any number of harmonicas from one to thirteen, thereby enabling the player to play any tune written in music; second, to provide a harmonica-holder so constructed as to hold the harmonica firmly, and at the same time be made to adapt itself to any make of harmonica, and, third, to increase the tone of the instrument, making it louder and stronger.

The invention consists of constructions and combinations, all as will hereinafter be described and claimed, reference being had to the accompanying drawings, in which—

Figure 1 represents a plan; Fig. 2, a perspective of part of the device, and Fig. 3 an end elevation.

A represents a cylinder, closed at one end by a circular plate, B, and provided with longitudinal slots C, opening into the cylinder.

D represents the spring-holders, made in two sections, d and d' . The sections d are attached longitudinally to the cylinder, and by one end to the plate B. The sections d' are attached longitudinally to the cylinder, and are free at both ends to act as a spring. The sections d

and d' are angular in shape, and the unattached end d' of section d' projects beneath the unattached end d of section d .

Any desired number of the holders may be arranged around the cylinder to form spaces F, the walls of which are formed by sections d and d' of the next holder, so that when a harmonica is placed in the space F the wall d will support the harmonica against the tendency of the spring-section d to force it away. The bottom of this space is formed by the cylinder A, and the slots C are in such a position that when the harmonica is placed in said space its openings are just over the longitudinal openings C in said cylinder.

What I claim as my invention, and desire to secure by Letters Patent, is—

1. A harmonica-holder composed of a cylinder having one end of the same closed, and provided with springs for retaining the harmonicas thereon, and with longitudinal slots between said springs, substantially as set forth.

2. A harmonica-holder consisting of a hollow cylinder with springs attached thereto for holding the harmonicas, said springs being made in sections D d d' , substantially as herebefore specified.

3. The hollow cylinder A, provided with the closed end B, the longitudinal slots C, and the springs D d , all substantially as set forth.

JOHN H. MURPHY.

Witnesses:

F. STATE,
A. H. GILLET.