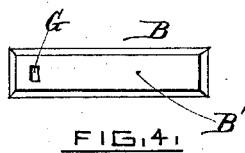
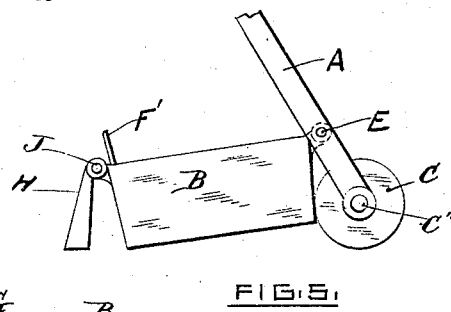
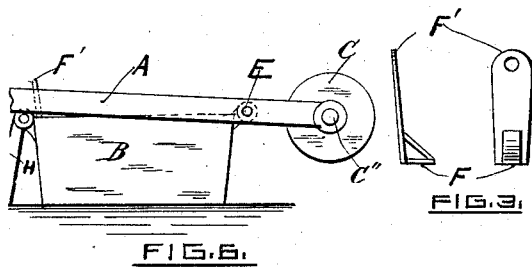
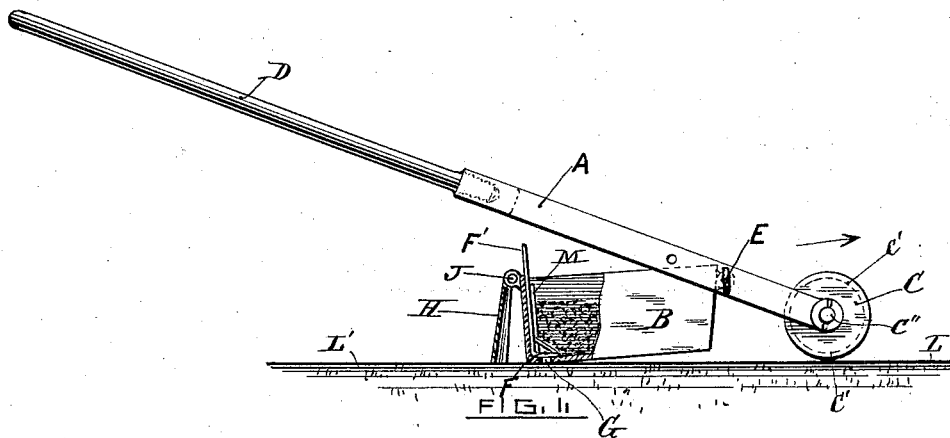
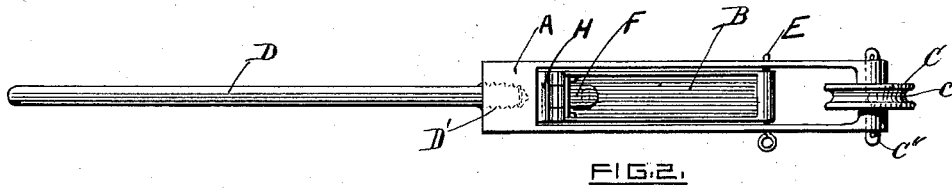


(No Model.)

G. F. WESTON.  
LIQUID LINE MARKING MACHINE.

No. 305,124.

Patented Sept. 16, 1884.



WITNESSES

W. J. Wheeler  
Frederic Hayes

INVENTOR,

Geo. Franklin Weston

# UNITED STATES PATENT OFFICE.

GEORGE FRANKLIN WESTON, OF PROVIDENCE, RHODE ISLAND.

## LIQUID-LINE MARKING-MACHINE.

SPECIFICATION forming part of Letters Patent No. 305,124, dated September 16, 1884.

Application filed February 20, 1884. (No model.)

*To all whom it may concern:*

Be it known that I, GEORGE F. WESTON, a citizen of the United States, residing at Providence, in the county of Providence, State of Rhode Island, have invented and produced a new and useful Liquid-Line Marking Machine, which, according to my knowledge and belief, has not been in public use or on sale in the United States for more than two years prior to this application, of which the following is a specification, reference being had to the accompanying drawings, forming a part thereof.

Figure 1 is a side view of my newly-designed machine; Fig. 2, a top view of the same; Fig. 3, sectional views of a valve or gate; Fig. 4, a view of the bottom of the box; Figs. 5 and 6, views showing particular actions of the machine, these six views being deemed necessary to fully illustrate my machine and the points and improvements claimed.

Similar letters refer to similar parts throughout the several views.

The frame is shown at A, its box at B, the wheel at C, and the handle at D.

The box B swings on a pin, E, and contains a gate or valve, F, (the handle of which is F',) and has a hole in the bottom, B', and also a splasher, H, swinging on a pin, J. The wheel C revolves on a pin, C', and has a groove, C', which may follow a line or string, L, (L' being the mark or line made by the liquid.)

My invention relates to improvements in liquid-line marking-machines, in which a box and wheel are the essential features; and the objects of my improvements are to obtain a distinct straight liquid line of uniform width at the least possible expense. I obtain this result by the mechanism illustrated in the drawings above referred to in the following manner, viz:

A metal box, B, containing some liquid, is hung on a pin, E, passed through a frame, (usually wooden,) A, which rests on a grooved wheel, C, and has a handle, D. This box is

so hung that its forward end is raised from the surface to be marked, while the rear end rests on it. When the machine is in operation, the liquid passes from the box through a hole, G, in the bottom B', which hole is placed at such a distance from the rear end that a part of the box passes over the liquid and presses it into a smooth, distinct line of uniform width—viz., the width of the box. The elevation of one end secures a continuous flow of the liquid from the other end of the box, and this flow is regulated by means of a gate or valve, F, thus producing a light or heavy line at will, while the liquid is prevented from splattering by a splasher, H. The box is also so hung that its forward end can be lifted over any slight obstruction by raising the handle of the frame, Fig. 1, and if the handle be still further raised the box strikes the wheel, and is held by it, so that the whole machine may be carried to any place without spilling the liquid, Fig. 5. If the handle be dropped, the pin J of the splasher prevents it from touching the ground, Fig. 6. The groove of the wheel, Fig. 2, may follow a string, thus securing a straight line. Pins are used in securing the several parts, the valve is not made automatic, and the box is flared, so that the whole machine may be closely packed.

Having fully described my invention, what I desire to claim and secure by Letters Patent is—

1. The combination of the grooved wheel, the frame and the handle, and the box for containing the liquid, pivoted to the frame, said box being provided with a valve, all substantially as described.

2. The flared box B, having the valve F, and swinging behind a grooved wheel, C, substantially as shown, for the purposes specified.

GEORGE FRANKLIN WESTON.

Witnesses:

C. J. WHEELER,  
FREDERIC HAYES.