

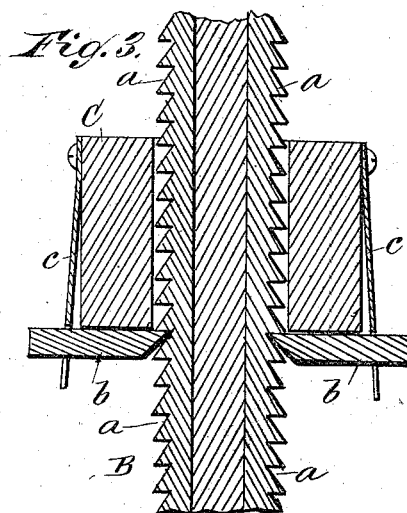
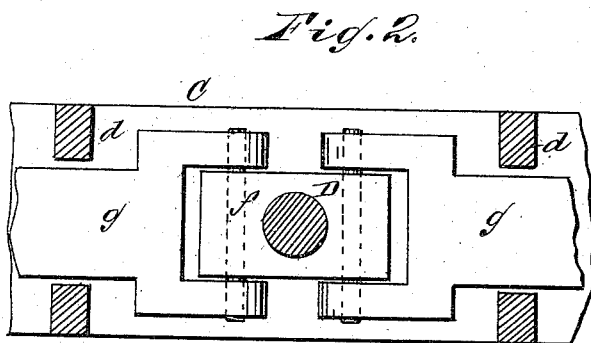
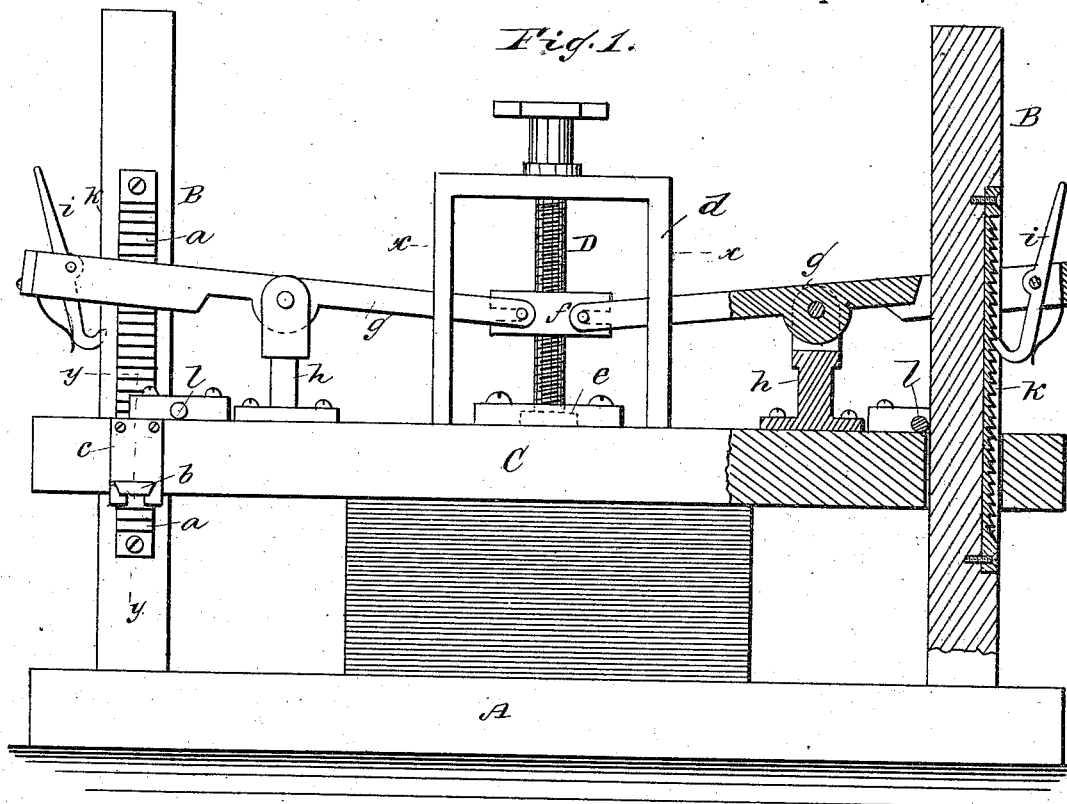
(No Model.)

A. DE NOBILI.

PRESS.

No. 305,577.

Patented Sept. 23, 1884.



WITNESSES:

Thos. G. Norton
C. Sedgwick

INVENTOR:

A. de Nobili

BY

Munn & Co

ATTORNEYS.

UNITED STATES PATENT OFFICE.

AMERIGO DÈ NOBILI, OF NEW YORK, N. Y., ASSIGNOR OF ONE-HALF TO
EMIL ZUCCA, OF SAME PLACE.

PRESS.

SPECIFICATION forming part of Letters Patent No. 305,577, dated September 23, 1884.

Application filed August 5, 1884. (No model.)

To all whom it may concern:

Be it known that I, AMERIGO DÈ NOBILI, of the city, county, and State of New York, have invented certain new and useful Improvements in Presses, of which the following is a full, clear, and exact description.

My improvements relate to presses for the use of book-binders, printers, metal-workers, and for any purpose when a compact and powerful press is desirable.

The invention consists in a combined lever and screw power press, and also in an adjustable platen or follower, as hereinafter described and claimed.

Reference is to be had to the accompanying drawings, forming part of this specification, in which similar letters of reference indicate corresponding parts in all the figures.

Figure 1 is a side elevation, partly sectional, of a press of the improved construction. Fig. 2 is a partial section on the line *x x* of Fig. 1, and Fig. 3 is a detail section on line *y y* of Fig. 1.

A is the bed of the press, from the ends of which rise two standards, B B.

C is the platen or follower, mortised on its ends to allow the passage of standards B. The sides of the standards are formed or fitted with ratchets *a*, and in grooves on the platen are sliding dogs *b*, that are forced into contact with the ratchets *a* by the springs *c*, so as to prevent rise of the platen. The dogs *b* are to be drawn out to allow adjustment of the platen nearer to or farther from the bed, according to the height of material to be pressed, and suitable levers may be provided for moving all the dogs *b* at once.

At the mid-length of the platen C is a stand, *d*, supporting a screw, D, whose lower end is stepped in a plate, *e*, on the platen, and whose upper end has on it a hand-wheel for operating the screw. *f* is a nut on the screw, and *g* *g* are levers jointed to the nut *f* and hung on fulcrum-posts *h* on the platen, and their outer ends are forked or slotted to stride the standards B. *i* are hook-ended pawls hung on the

outer ends of levers *g* and engaging ratchets *k* on the standards in a manner to hold these ends of the levers from rising, but allowing them to descend. *l* are rollers on the platen, bearing on standards B to relieve the friction.

In operating the press, the material is placed on bed A, and platen C adjusted on standards B. Then, by turning screw D, the platen is forced down by direct pressure of the screw, and also by the downward movement of the nut *f*, acting through the levers *g* and posts *h*. The fulcrums of the levers are at their outer ends, so that the power is multiplied on posts *h* and a strong pressure exerted on the material.

The form of the platen and bed is to be varied according to the work to be done by the press, and they may be made so as to concentrate the pressure on a limited surface or over a wide area, as required.

I do not limit myself to the construction of the press in the form as shown, as the screw and levers may be arranged to operate any press. The nut may be of any suitable form, and fitted to move between guides, and the pawls *i* may be retained in place by any suitable device while the press is working.

Having thus described my invention, I claim as new and desire to secure by Letters Patent—

1. In a press, the platen C, dogs *b*, ratchets *a*, and standards B, combined for operation, as specified.

2. In a press, the combination of levers adjustably fulcrumed on the standards and hung on the platen, and a screw fitted to move the levers and platen, substantially as described.

3. The combination of vertical standards B, platen C, sliding on the standards, screw D, carried by the platen, nut F, and levers *g*, attached at their ends to the nut and standards, and fitted to bear between their ends on the platen, substantially as described.

AMERIGO DÈ NOBILI.

Witnesses:

EDGAR TATE,
GEO. D. WALKER.