

(No Model.)

W. T. SCHENCK.

BUCKLE.

No. 306,111.

Patented Oct. 7, 1884.

FIG. 1.

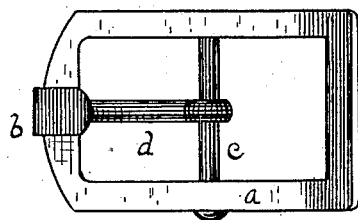


FIG. 2.

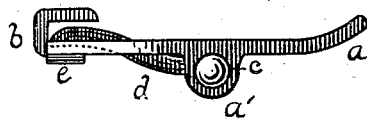


FIG. 3.



FIG. 4.


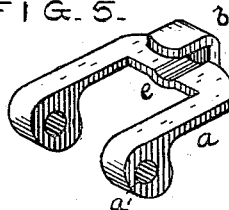


FIG. 5.



Witnesses  
*J. D. Walker.*  
*W. H. Walter.*

Inventor  
William T. Schenck.  
By *L. P. Graham*  
Attorney

# UNITED STATES PATENT OFFICE.

WILLIAM T. SCHENCK, OF MAROA, ILLINOIS.

## BUCKLE.

SPECIFICATION forming part of Letters Patent No. 306,111, dated October 7, 1884.

Application filed February 20, 1884. (No model.)

*To all whom it may concern:*

Be it known that I, WILLIAM T. SCHENCK, a resident of Maroa, in the county of Macon and State of Illinois, have invented certain new and useful Improvements in Buckles, of which the following is a specification.

In the drawings accompanying and forming a part of this specification, Figure 1 is a plan or outline drawing of my device. Fig. 2 is a side view of the same. Fig. 3 represents the buckle-tongue. Fig. 4 is the pintle, and Fig. 5 shows the buckle-frame in perspective.

*a* is the buckle-frame, provided with perforated lugs *a'*.

*b* is a shield for the end of the tongue, formed substantially as shown.

*c* is the pintle on which the tongue pivots, and *c'* *c''* show a threaded end and a flattened head on the same.

*e* represents a depression in frame *a* directly under shield *b*.

*d* is the tongue of the buckle, provided with solid perforated head *d'*.

In constructing my device the frame *a*, tongue *d*, and pintle *c* are each formed separately, and can therefore be readily attached after a loop is completely formed. This arrangement enables a jobber to readily replace a broken buckle, and also makes it possible for the manufacturer to complete his harness, &c., minus

the buckles, which can afterward be more readily and cheaply attached.

The function of shield *b* is to protect the point of the buckle from contact with various substances—as, for instance, on a crupper, where there is a constant tendency for the tail of the horse to become caught on the buckle. The depression *e* causes the buckle-tongue to maintain its position under shield *b*. Pintle *c* can also be riveted in frame *a* when it is used for a purpose in which detachability would be of no consequence, and head *c''* may be formed as an ordinary screw-head.

By constructing the head of tongue *d* solid and passing the pintle through same, greater stability is effected.

I claim as new and desire to secure by Letters Patent—

1. The combination, in a buckle, of frame *a*, provided with perforated lugs *a'*, tongue *d*, provided with perforated head *d'*, and pintle *c*, adapted to be attached and detached, substantially as and for the purpose set forth.

2. The combination of frame *a*, tongue *d*, depression *e*, and shield *b*, substantially as and for the purpose set forth.

WILLIAM T. SCHENCK.

Attest:

I. D. WALKER,  
JESSE FISHER.