

(No Model.)

G. W. LANE.
FOLDED PAPER BERRY PAIL.

No. 306,406.

Patented Oct. 14, 1884.

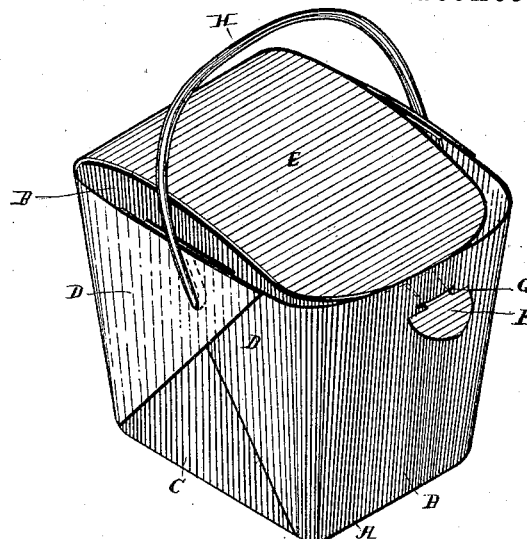


Fig. 1.

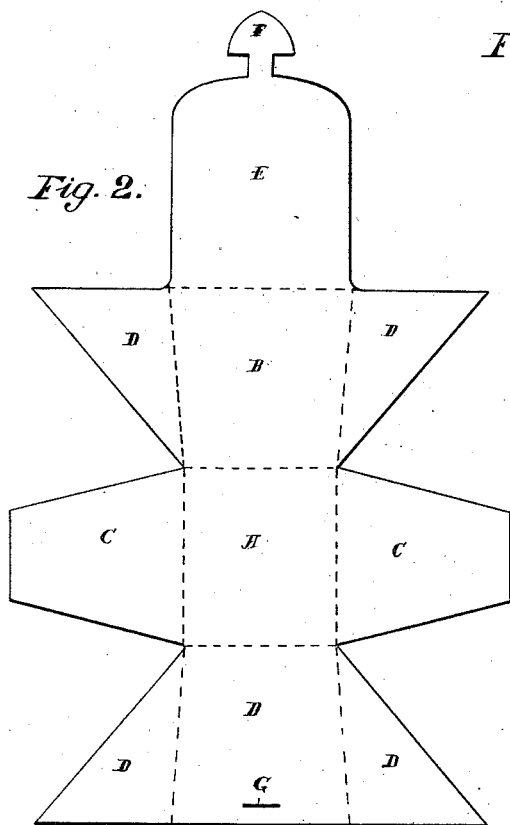


Fig. 2.

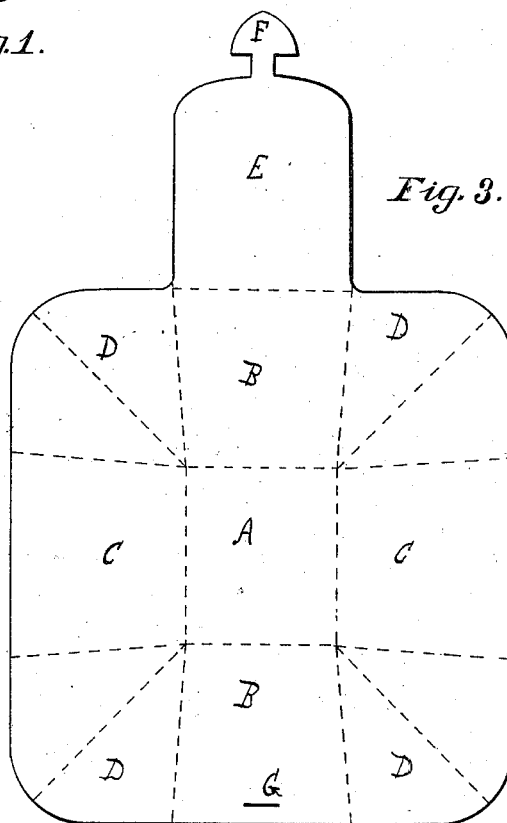


Fig. 3.

WITNESSES:

Mr. S. Suley
D. J. Kekey

INVENTOR

George W. Lane
BY *George D. Seymour*
ATTORNEY

UNITED STATES PATENT OFFICE.

GEORGE W. LANE, OF BRISTOL, CONNECTICUT, ASSIGNOR OF ONE-HALF TO
CHARLES A. LANE, OF SAME PLACE.

FOLDED-PAPER BERRY-PAIL.

SPECIFICATION forming part of Letters Patent No. 306,406, dated October 14, 1884.

Application filed August 22, 1884. (No model.)

To all whom it may concern:

Be it known that I, GEORGE W. LANE, residing at Bristol, in the county of Hartford and State of Connecticut, have invented certain
5 new and useful Improvements in Folded-Paper Berry-Pails; and I do declare the following to be a full, clear, and exact description of the same, reference being had to the accompanying drawings, which form a part of this
10 specification.

My invention relates to an improvement in that class of folded-paper berry-pails which are provided with flap-covers, the object being to produce a pail of this description in which
15 the cover shall be furnished with improved means for fastening it in place, and adapted to yield and conform to the contents of the pail to admit a free circulation of air through the same, and to be accommodated to distortions in the pail consequent upon lifting it
20 when full of berries.

Further objects of my invention are to produce a folded-paper berry-pail requiring the minimum expenditure of time and labor in its
25 manufacture, and calling for the minimum amount of stock.

With these ends in view my invention consists in a folded-paper berry-pail having a flap-cover provided with an arrow-headed fastening-extension, which is drawn through a
30 slit formed in the front wall of the pail for securing the cover in its closed position.

My invention further consists in a pail and blank having certain details of construction, as will be hereinafter described, and pointed
35 out in the claims.

In the accompanying drawings, Figure 1 is a view in perspective of a pail embodying my invention. Fig. 2 is a plan view of the blank
40 for making the pail, and Fig. 3 is a similar view of a modified form which the blank may assume.

The broken lines appearing upon the blanks indicate the manner of folding them for forming the pails and render the several parts or features of the same distinguishable. Thus the part A of the indented blank shown in
45 Fig. 2 of the drawings forms the bottom of the pail, and the parts B the front and rear walls thereof. The parts C and D conjointly form

its side walls, and the part E its cover, which is provided with an arrow-headed fastening-extension, F, as shown.

The completed pail shown in Fig. 1 of the drawings is made from a blank like that described by folding the parts B and C at right
55 angles, or at approximately right angles, to the part A, then lapping the parts D over the parts C, and folding the part E down over the top of the pail, in which position it is secured
60 by the insertion of its arrow-headed fastening-extension F into and through a slit, G, formed in the front wall of the pail, which latter is completed by the application of a bail, H, which binds the parts B and C together in
65 their folded positions, and through them holds the pail in shape.

A cover formed as shown, and provided with an arrow-headed fastening-extension, adds very little to the initial cost of the pail, and admirably fills all the requirements of a
70 protective covering for the fruit in the pail, in that it is very easily fastened in its closed position after the berries have been placed in the pail, in that it readily conforms to the contents of the pail—as when the fruit is heaped
75 up, for instance—and this partly by reason of its flexibility, and partly through the range of adjustment offered by the shank of the fastening-extension, in that it permits a free circulation of air through the pail and fruit, and in
80 that it is accommodated without displacement to the distortions in the pail consequent upon lifting it when full of fruit. The indented form of blank is commended by the ease with
85 which it is folded and the great economy of stock which is effected through it.

The modified blank shown in Fig. 3 of the drawings is folded in essentially the same manner as the indented blank and forms virtually
90 the same pail.

I am aware that a folded-paper pail shaped substantially like the pail shown herein, and having a flap-cover made in one piece with it,
95 is not new. The front and side edges of the covers of such pails have, however, been provided with adhesive flaps for fastening them down. These pails have been found objectionable on account of the difficulty of moistening the
100 flaps when the pail is full and of making them

stick when moistened, for the reason that the edges of the pail are rounded, and especially when it is filled with fruit, while the gummed flaps are straight and more or less stiffened by the gum.

The described pails are also objectionable because the flaps prevent a circulation of air through the fruit, and because of the liability of the covers to buckle when the pails are well filled. Furthermore, the pail referred to is objectionable as being an inherently too expensive article for the purpose for which this class of packages are made.

Having fully described my invention, what I claim as new, and desire to secure by Letters Patent, is—

1. A folded-paper berry-pail shaped essentially as shown, and having a flap-cover which is provided with an arrow-headed fastening-extension adapted to be drawn through a slit formed in the front wall of the pail, substantially as set forth.

2. A folded-paper berry-pail made from the described indented blank, which consists of the part A, forming the bottom of the pail, the parts B, forming the front and rear walls there-

of, the part forming the front wall being provided with a slit, G, the parts C and D conjointly forming the side walls of the pail, and the part E forming the cover thereof, and provided with an arrow-headed fastening-extension, F, adapted to be inserted into the slit G aforesaid, substantially as set forth.

3. An indented blank for use in the manufacture of folded-paper berry-pails, consisting of the part A, forming the bottom of the pail, the parts B, forming the front and rear walls thereof, the part forming the front wall being provided with a slit, G, the parts C and D conjointly forming the sides of the pail, and the part E forming the cover thereof, and provided with an arrow-headed fastening-extension, F, adapted to be inserted into the slit G aforesaid, substantially as set forth.

In testimony whereof I have signed this specification in the presence of two subscribing witnesses.

GEORGE W. LANE.

Witnesses:

CHARLES A. LANE,
D. J. KELSEY.