

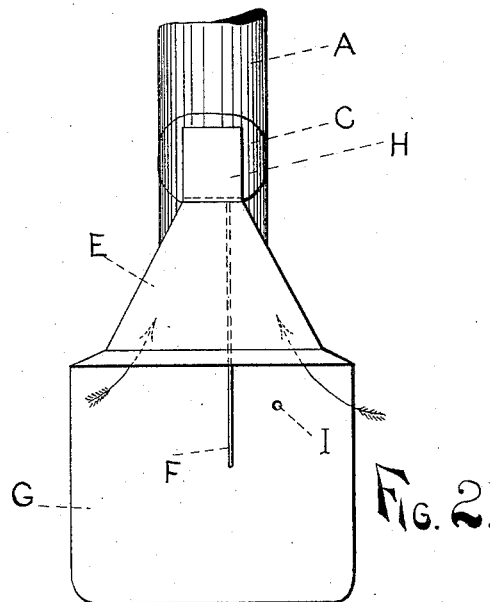
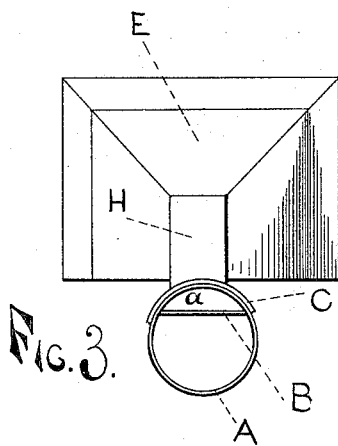
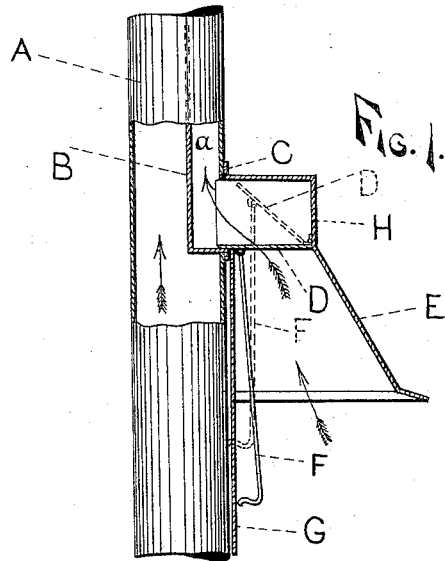
(No Model.)

W. ST. MIELCAREK.

VENTILATOR FOR STOVE PIPES.

No. 306,438.

Patented Oct. 14, 1884.



WITNESSES:

Adolph R. Mason
Wm. A. Chapman

INVENTOR

Wladislaw St. Mielcarek

BY

Edw. C. Perkins

ATTORNEY

UNITED STATES PATENT OFFICE.

WLADISLAUS ST. MIELCAREK, OF GRAND RAPIDS, MICHIGAN, ASSIGNOR
OF ONE-HALF TO FRANZ MOLINSK, OF SAME PLACE.

VENTILATOR FOR STOVE-PIPES.

SPECIFICATION forming part of Letters Patent No. 306,438, dated October 14, 1884.

Application filed February 23, 1884. (No model.)

To all whom it may concern:

Be it known that I, WLADISLAUS ST. MIELCAREK, a citizen of the United States, residing at Grand Rapids, in the county of Kent and State of Michigan, have invented certain new and useful Improvements in Ventilators as Attached to Stove-Pipes; and I do declare the following to be a full, clear, and exact description of the invention, such as will enable others skilled in the art to which it appertains to make and use the same, reference being had to the accompanying drawings, and to the letters and figures of reference marked thereon, which form a part of this specification.

Figure 1 is a vertical section or plan view, Fig. 2 is a front view, and Fig. 3 is a top view, of my invention.

Similar letters refer to similar parts throughout the several views.

My invention consists of a ventilating apparatus to be applied to kitchen stove-pipes to secure the removal of steam, smoke, and all odors of the kitchen, and is described as follows:

To the stove-pipe A, I attach, by means of the plate C, the hood, composed of the top piece H and the flaring funnel E, having at the back the apron G. Within said hood is the trap-door D, operated by the rod or handle F, said trap-door being held open by inserting the end of the handle F into the hole I in the apron G. Above the trap-door D, and

within the top piece C, an opening is made in the stove-pipe A, and within said pipe is inserted the shield B, closed at the bottom, as shown in Fig. 1, and continuing upward with the pipe until it enters the chimney. The object of this shield is to prevent any soot, smoke, or other matter falling through said trap-door when open.

I do not claim the above-described ventilating apparatus, broadly, as I am aware devices somewhat similar have been made the subjects of patents; but

What I do claim, and desire to secure by Letters Patent of the United States, is—

1. In a ventilating apparatus as attached to stove-pipes, the combination, with the hood H E, of the trap-door D, having handle F, so crooked or bent at its lower end as to hold said trap-door open when inserted in hole I, as set forth and described.

2. In ventilators as attached to stove-pipes, the combination, with the hood H E and the trap-door D, having the handle F, of the partition B within the pipe A, as shown and described, and for the purpose set forth.

In testimony whereof I affix my signature in presence of two witnesses.

WLADISLAUS ST. MIELCAREK.

Witnesses:

ADOLPH B. MASON,
W. A. CHAPMAN.