

(No Model.)

H. C. HART,
BOTTLE STOPPER.

No. 306,610.

Patented Oct. 14, 1884.

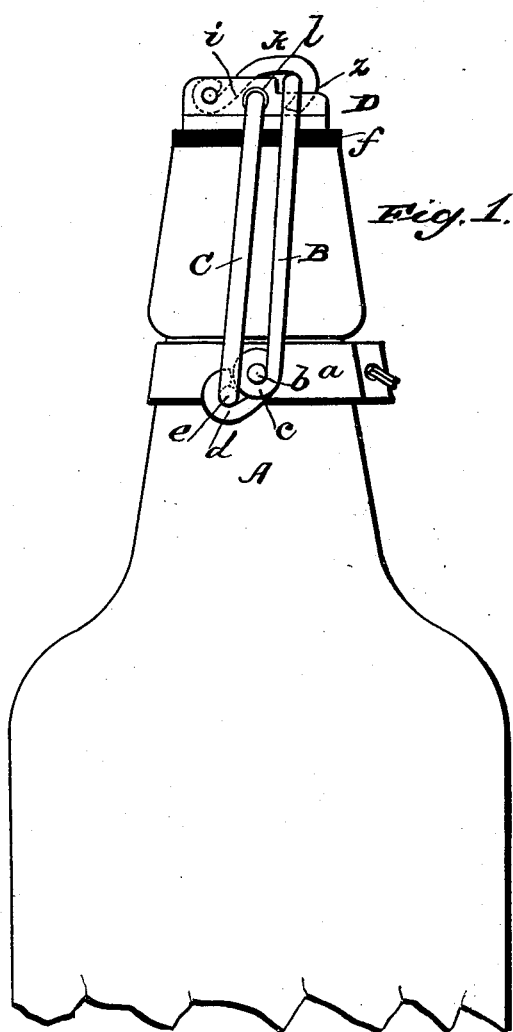


Fig. 1.

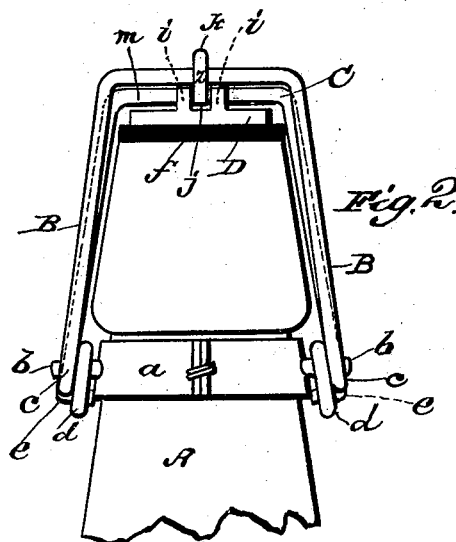


Fig. 2.

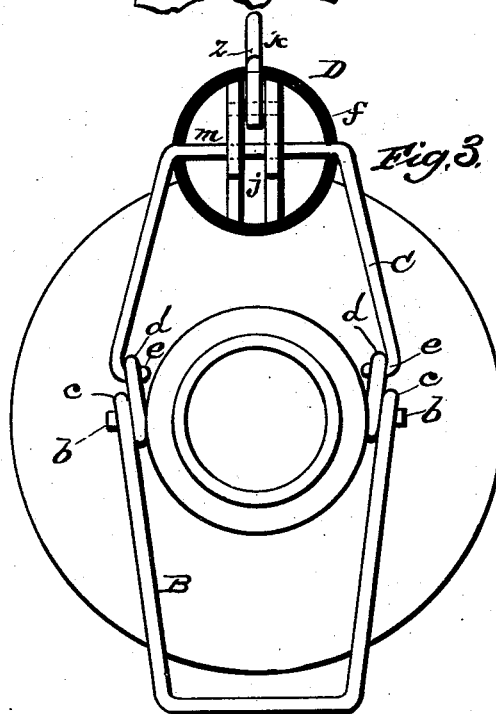


Fig. 3.

WITNESSES

E. H. Bates
Phil. Mass.

INVENTOR

H. C. Hart
by Anderson & Smith
his ATTORNEYS

UNITED STATES PATENT OFFICE.

HUBERT C. HART, OF UNIONVILLE, CONNECTICUT.

BOTTLE-STOPPER.

SPECIFICATION forming part of Letters Patent No. 306,610, dated October 14, 1884.

Application filed September 13, 1884. (No model.)

To all whom it may concern:

Be it known that I, H. C. HART, a citizen of the United States, residing at Unionville, in the county of Hartford and State of Connecticut, have invented certain new and useful Improvements in Bottle-Stoppers; and I do declare the following to be a full, clear, and exact description of the invention, such as will enable others skilled in the art to which it appertains to make and use the same, reference being had to the accompanying drawings, and to letters or figures of reference marked thereon, which form a part of this specification.

Figure 1 of the drawings represents a side view of my device. Fig. 2 is a front view of the same, and Fig. 3 is a plan view.

This invention has relation to improvements in bottle-stoppers; and it consists in the novel construction and arrangement of devices, all as will be hereinafter more fully explained, and particularly pointed out in the claims appended.

Referring by letter to the accompanying drawings, A designates the neck of an ordinary bottle, to which is secured a metal band, *a*, that is provided with lateral projecting lugs *b*, upon which are pivoted the eyes *c* of a lever-bail, B. The extreme ends of this lever-bail are bent into hooks or eyes *d*, to engage the hooked ends *e* of the stopper-bail C, thus forming a pivotal connection at the ends of both bails and at one side of each lateral fulcrum lug or bearing *b* on the neck-band aforesaid.

D indicates the stopper, constructed usually of metal, to the under side of which is secured the rubber packing *f*. The upper face of the stopper is provided with upwardly-projecting flanges or bearings *i*, between which is a groove, *j*, in which is pivoted a catch-hook, *k*. About the middle of the flanges aforesaid are perforations *l*, which are engaged by the upper horizontal bar, *m*, of the stopper-bail, and by this connection the stopper is pivoted to said bail.

It will be observed from the above description and by reference to the annexed drawings that my stopper can be quickly and easily operated, as the operator, in removing the stopper, simply raises the hook from the horizontal portion of the lever-bail B, thus disengaging the one from the other, and by depressing said lever-bail the ends thereof act upon the stopper-bail, raising the same, and consequently raising the stopper clear from the mouth of the bottle, so that the stopper can be swung backward, leaving the mouth of the bottle free.

In applying the stopper the reverse operation to that above described is required. The stopper is swung above the mouth of the bottle and the operator raises the lever-bail B, which, by its pivotal connection with the band and bail C, is brought over the stopper, where it is caught by the hook and securely held from accidental displacement. In this operation the lever-bail is brought against the inwardly-inclined front portion, *Z*, of the hook, causing the latter to rise automatically until the horizontal bar of said bail passes under, when the hook drops and fastens the bail in position.

Having described my invention, what I claim, and desire to secure by Letters Patent, is—

1. In a bottle-stopper, the combination, with the neck-band having fulcrum-lugs, of the lever-bail, the stopper-bail, and the catch-hook pivoted to said stopper, substantially as specified.

2. The bottle-stopper provided with the pivoted catch-hook having the inwardly-inclined front end, in combination with the bails B C and neck-band *a*, substantially as described.

In testimony whereof I affix my signature in presence of two witnesses.

HUBERT C. HART.

Witnesses:

CARLOS S. MASON,
FRANK S. TRYON.