

(No Model.)

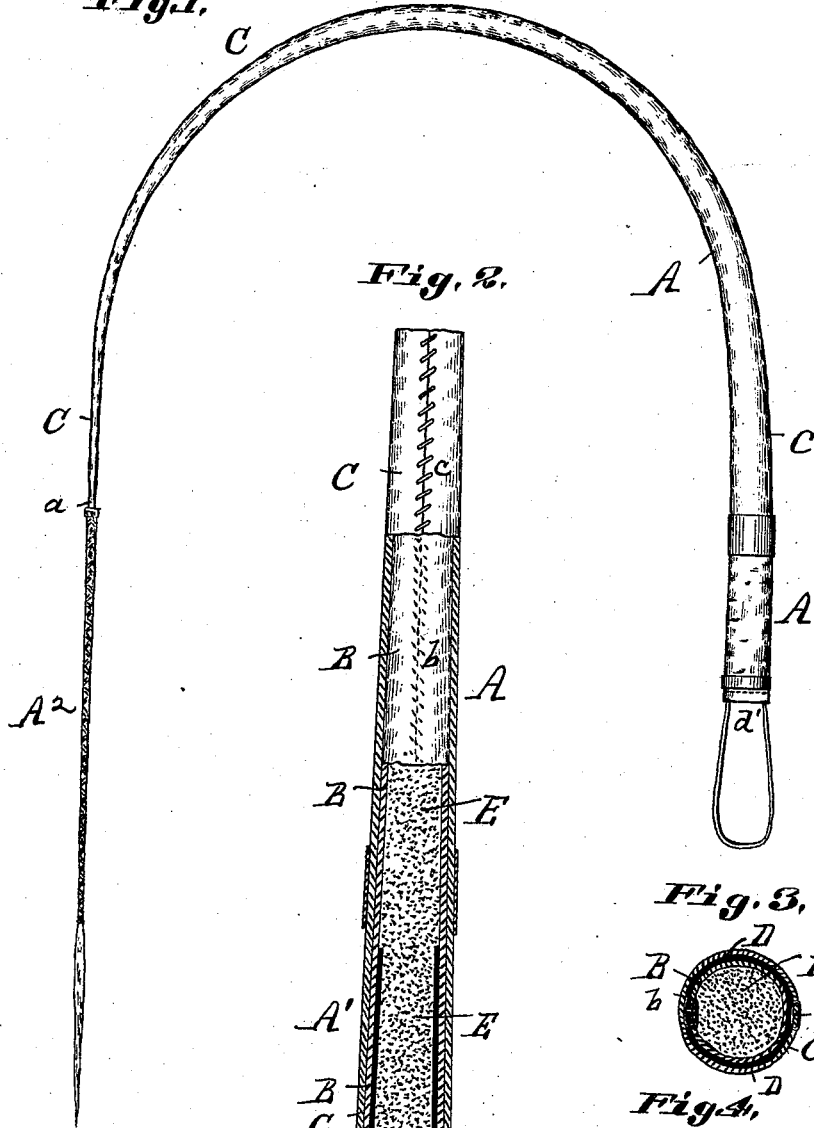
C. SPITZENBERG.

WHIP.

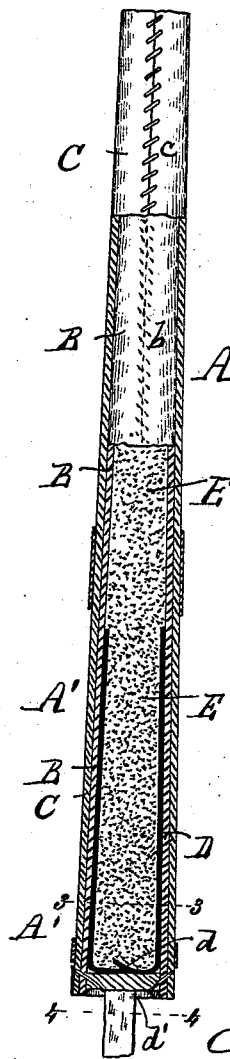
No. 306,702.

Patented Oct. 14, 1884.

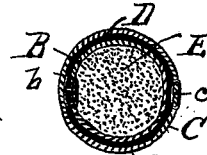
*Fig. 1.*



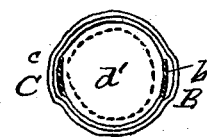
*Fig. 2.*



*Fig. 3.*



*Fig. 4.*



*Attest:*  
*Charles Pickles*  
*John W. Herthel.*

*Inventor:*  
*Christoph Spitzenberg*  
*per Herthel & Co*  
*Atty =*

# UNITED STATES PATENT OFFICE.

CHRISTOPH SPITZENBERG, OF KIRKWOOD, ASSIGNOR OF ONE-HALF TO  
PATRICK DEGNAN, OF ST. LOUIS, MISSOURI.

## WHIP.

SPECIFICATION forming part of Letters Patent No. 306,702, dated October 14, 1884.

Application filed July 14, 1884. (No model.)

*To all whom it may concern:*

Be it known that I, CHRISTOPH SPITZENBERG, a citizen of the United States, residing at Kirkwood, in the county of St. Louis and State of Missouri, have invented a new and useful Improved Whip, of which the following is a specification.

My invention relates to an improvement in the class of whips known to the trade as the "black-snake whip." Ordinarily this class of whips has been made by bunching together long strips of leather, tying same around a central spike, all of which was next covered with hemp or paper covering, over which the outside leather covering was fitted, completing the whip up to the point of the braided attachment.

The objects of my invention are to dispense with the said-named internal parts, and to provide, as a new article of manufacture, a whip consisting of two leather whip-form-shaped coverings having a filling or stuffing of sand inside from the handle to the braid-point, said parts being united together, and as will now be more fully described.

I attain these objects by the mechanism illustrated in the accompanying drawings, in which Figure 1 is a side view of my improved whip. Fig. 2 is an enlarged sectional elevation of the same, with parts of the covering removed to show its internal construction. Fig. 3 is a cross-section through the handle portion of the whip, taken on line 3 3; and Fig. 4 is a bottom plan of the handle portion of the whip. Similar letters refer to similar parts throughout the several views.

A represents the whip. A' is the handle, A<sup>2</sup> the braided portion from the end *a* of the whip. (See Fig. 1.)

As shown in Figs. 2, 3, I employ two covers, B C, the former being the inner, and the latter the outer, cover. Both these covers can consist of leather, or the inner cover can consist of linen, sheeting, or cloth to confine the sand. Both the covers B C are cylindrical in cross-section, (see Figs. 3, 4,) and further made tapering from the handle A' to the point *a*, giving same the usual shape or whip form.

D is a short tubular piece of leather inside the handle portion, the ends at *d* lapping over

to close the bottom or handle of the whip. This inside piece, D, adds additional security to retain the sand in the handle, while the leather cap-piece *d'* is sewed to the bottom of the covers to close same in manner usual. (See Figs. 2, 4.)

E represents the sand or its equivalent material, such as sawdust, flaxseed, mustard-seed, or pulverized earth. As here shown, the whip is stuffed internally with sand, so that same fills the whip from the bottom of the handle *d'* to the extremity of the whip at *a*. I prefer to use sand, it being the cheapest, most ready at hand, also because it gives the whip the required heft, adds much greater elasticity or flexibility to the whip, especially it causes the whip to bend, curve, or otherwise assume a true curvilinear shape from the handle to the end of the whip, a feature desired by drivers or users of this class of whips, so that they can wind it around the neck or throw it over the shoulder.

The sand is confined, therefore, by two covers, B C, and as a further protection to keep the sand confined I fit the outer covering, C, over that of B in such a way that the seam *c* of the former shall be opposite to the seam *b* of the latter. (See Fig. 2.) If the seam of the one covering breaks or opens, the sand will still be retained inside the remaining cover.

My improved whip is simple, effects a great saving of time, labor, and expense in the manufacture of this class of whips, and is made according to an invention described in an application for an improved mode of manufacturing whips filed by me of the same date as this application.

What I claim is—

1. As an improved article of manufacture, a whip, A, consisting of a leather cover, B, cylindrical in cross-section, and otherwise having the usual whip form or shape from the handle A' to the extremity *a*, and further having sand or its equivalent material filling up the entire internal portion of the whip, as and for the purposes set forth.

2. As an improved article of manufacture, a whip consisting of two coverings, B C, the one inside the other, each being cylindrical

in cross-section and tapering from the handle to the extremity of the whip, and the confined sand E, in the manner and for the purposes set forth.

- 5 3. The improved whip A, consisting of the two leather covers, B C, each being cylindrical in cross-section and tapering from the handle A' to the extremity *a*, the seam *b* of the former cover arranged out of line with the seam *c* of  
10 the latter cover, the tubular inside leather, D,

with laps *d*, the bottom cap, *d'*, and the sand E, the parts being united together substantially in the manner and for the purpose set forth.

In testimony of said invention I have hereunto set my hand.

CHRISTOPH SPITZENBERG.

Witnesses:

WILLIAM W. HERTHEL,  
JOHN W. HERTHEL.