

(No Model.)

D. F. WOODS.

MEANS FOR SECURING WIRE LATHING TO GIRDERS.

No. 306,705.

Patented Oct. 14, 1884.

Fig. 1.

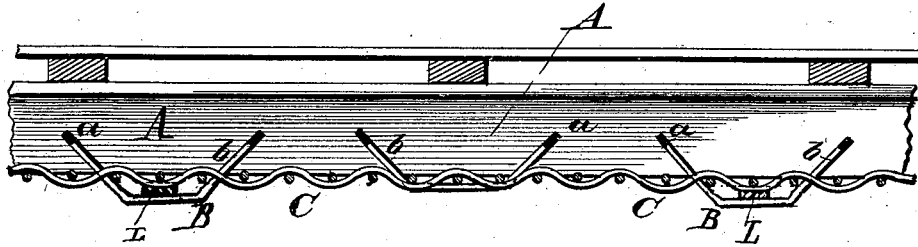


Fig. 2.

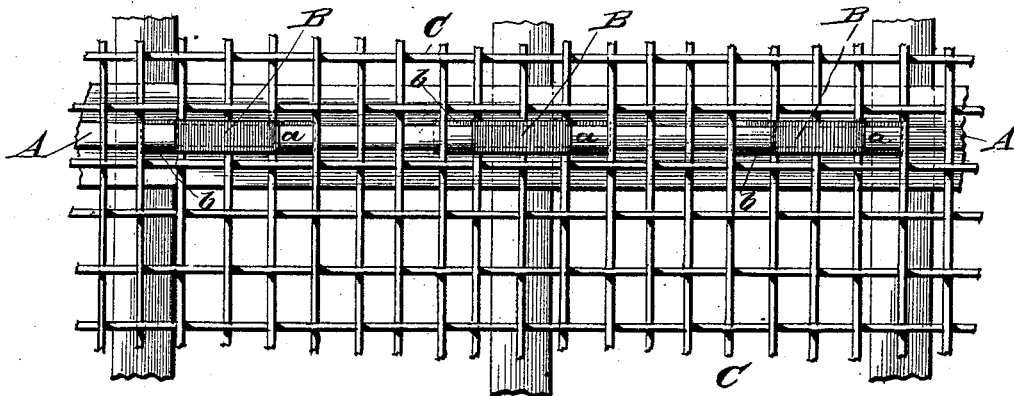


Fig. 3.

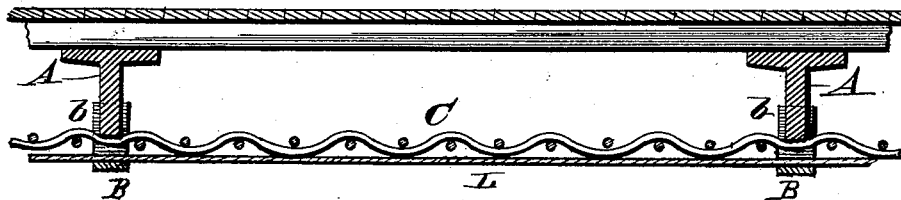
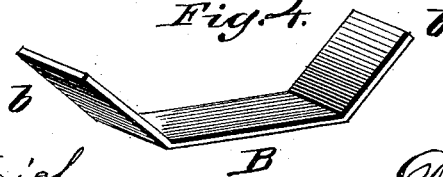


Fig. 4.



WITNESSES

Phil C. Dietrich.
W. R. Keyworth.

INVENTOR

David F. Woods.
by *W. H. Alexander*
Attorney

UNITED STATES PATENT OFFICE.

DAVID F. WOODS, OF CLINTON, MASSACHUSETTS.

MEANS FOR SECURING WIRE LATHING TO GIRDERS.

SPECIFICATION forming part of Letters Patent No. 306,705, dated October 14, 1884.

Application filed March 3, 1884. (No model.)

To all whom it may concern:

Be it known that I, DAVID F. WOODS, of Clinton, in the county of Worcester and State of Massachusetts, have invented certain new and useful Improvements in Means for Securing Wire Lathing to Girders; and I do hereby declare that the following is a full, clear, and exact description thereof, reference being had to the accompanying drawings, and to the letters of reference marked thereon, which form part of this specification, in which—

Figure 1 is a section through the floor of a building without the plastering, showing the reticulated metal lathing secured to T-shaped girders. Fig. 2 is a bottom view in detail. Fig. 3 is an end view of the device in section. Fig. 4 is a perspective view of one of the tie-straps.

This invention has especial relation to means for securely binding plaster for ceilings, where it is desired to rigidly secure the mortar without the necessity of using much hair. The wooden laths have been found objectionable, because they are not fire-proof; hence I have improved the ceilings of apartments by a novel mode of securing the wire lathing to the girders.

My invention and improvements consist in a new way of securing the wire "lathing" to the girders, as will appear from the following description, when taken in connection with the annexed drawings.

A A designate two flooring-girders, which may be made of the usual T-shaped iron, (or they may be made of any other material.) At suitable points I cut kerfs *a a* into the lower edges of these girders, which are adapted to receive the ends of flat metal binding devices B, hereinafter again referred to.

C designates the wire lathing, which is the substitute for the well-known "laths," and which, being made of metal and suitably plastered, is practically fire-proof.

For the purpose of preventing sagging of

the ceiling when made of the fire-proof lathing, I use the metal ties or binding devices B, above referred to. These ties are made of strap metal, and they have their ends *b b* bent at such angles that they will enter the kerfs *a a* by spreading by giving them a blow from beneath, which will lock them to the girders. These ties are driven into the girders between the longitudinal wires of the meshes, as seen in Figs. 1 and 3, for the purpose of firmly retaining the tie-pieces of the inner mesh-work.

L L represent metal straps, which are employed at sufficient distances to keep the wire-cloth from sagging. These strips may be secured by means of the ties B B, as shown in Fig. 3.

Now, it will be observed from the foregoing description that I have a device for fastening wire-cloth to girders which will positively hold the cloth and allow both longitudinal and lateral strain without sagging.

Having described my invention, what I claim as new, and desire to secure by Letters Patent, is—

1. The combination of a reticulated wire lathing with girders, which are slotted, and flat metal binding devices or ties, substantially as described.

2. The combination, with flooring-girders which are kerfed obliquely, as described, of a wire-netting and the flat metal binding devices, substantially as described.

3. The combination of the kerfed flooring-girders, the wire-netting, the metal straps supporting the same, and the flat metal binding devices, substantially as described.

In testimony that I claim the foregoing as my own I affix my signature in presence of two witnesses.

DAVID F. WOODS.

Witnesses:

LUCIUS FIELD,
DAVID DIAS.