

(No Model.)

A. SCHIEFFER.
FOLDING WARDROBE BED.

No. 306,866.

Patented Oct. 21, 1884.

Fig:1.




Fig: 2

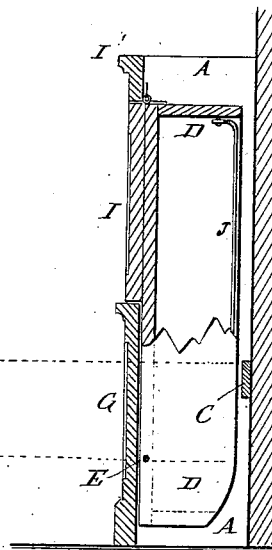


Fig: 3.

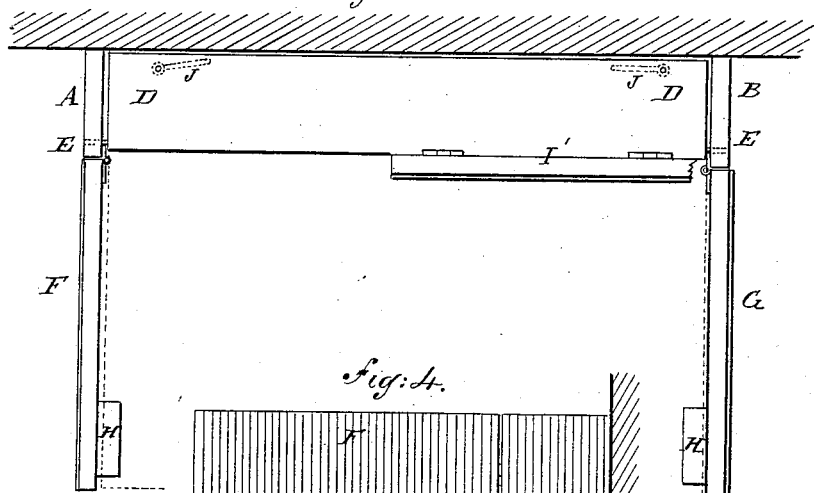
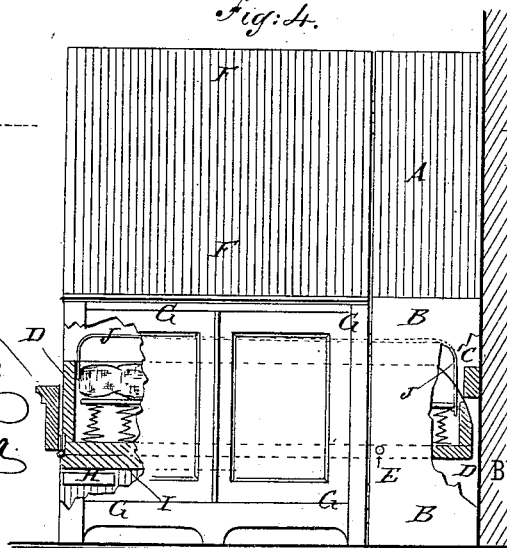


Fig: 4.



WITNESSES:

Chas. Nara
C. Sedgwick

INVENTOR:

A. Schieffer


 ATTORNEYS.

UNITED STATES PATENT OFFICE.

ADAM SCHIEFFER, OF NEW YORK, N. Y.

FOLDING WARDROBE-BED.

SPECIFICATION forming part of Letters Patent No. 306,866, dated October 21, 1884.

Application filed December 27, 1883. (No model.)

To all whom it may concern:

Be it known that I, ADAM SCHIEFFER, of the city, county, and State of New York, have invented a new and useful Improvement in
5 Folding Wardrobe-Beds, of which the following is a full, clear, and exact description.

Reference is to be had to the accompanying drawings, forming a part of this specification, in which similar letters of reference indicate
10 corresponding parts in all the figures.

Figure 1 is a front elevation of my improved bed folded. Fig. 2 is a sectional end elevation of the same, taken through the line *xx*, Fig. 1. Fig. 3 is a plan view of the same, the doors
15 being shown open and the bed folded. Fig. 4 is an end elevation of the same shown open and with parts broken away.

The object of this invention is to provide simple, convenient, compact, and inexpensive
20 folding wardrobe-beds.

The invention consists in a folding wardrobe-bed made with a high end and door, a low end and door, and a pivoted bed-bottom having a part of the casing-front permanently
25 attached to it. The ends of the case are provided with pivots to receive the bed-bottom, and the doors are provided with cleats to receive the edge of the bed-bottom when unfolded, whereby the bed can be folded into a
30 shallow case, can be readily folded and unfolded, and will be firmly supported when unfolded, as set forth.

A B represent the ends of the case, which can be made with a closed or open back. In the latter case the ends A B should be connected at their rear edges by one or more cross-strips, C.

To the lower forward parts of the ends A B are pivoted the ends of the bed-bottom D, by pins
40 or bolts E, placed at such points that the said bed-bottom can be turned up edgewise or into a vertical position, as shown in Fig. 2, or turned down into a horizontal position, ready for use as a bed, as shown in Fig. 4. The bed-
45 bottom D can be provided with spring-slats to support the bedding, or with a spring-matress, as may be desired.

To the forward edge of the end A is hinged the door F, which forms one half of the front
50 of the case. The end A and door F are made of such a height that their upper edges will

be a little above the edge of the bed bottom D when the said bed-bottom is turned up edgewise or folded, as shown in Fig. 2 and in dotted lines in Fig. 1.

To the forward edge of the end B is hinged
55 the door G, which forms the lower part of the other half of the front of the case. The end B and door G are made of such a height that their upper edges will be a little above the top
60 of the bed-bottom D when turned down into a horizontal position or unfolded, as shown in Fig. 4. The doors F G are hinged to the ends A B in such a manner that the said doors cannot be opened any farther than into line with
65 the said ends, as shown in Fig. 3, so that the ends A B and doors F G will serve together as high and low head and foot boards to the bed when unfolded for use.

To the lower parts of the inner sides of the
70 doors F G, near their free edges, are attached cleats or blocks H, for the lower edge of the forward corners of the bed-bottom D to rest upon when turned down for use, as shown in Fig. 4. The upper part, I, of the second half
75 of the front of the case is permanently attached to the bed-bottom, so as to be beneath the said bed-bottom when it is turned down into a horizontal position, as shown in Fig. 4. In this case the edge or cornice I' of the part I of the
80 case is hinged to the edge of the said part I, so that when the bed-bottom is turned down for use the said cornice I' can be turned up against the edge of the bed-bottom, so as to be out of the way, as shown in Fig. 4. With
85 this construction the case can be made shallow, so that when closed it will occupy but little space, and the front of the case can be paneled or otherwise made ornamental to any
90 desired extent.

To the end parts of the sides of the bed-bottom D are hinged the ends of bails J, which, when the bed is to be folded, can be turned
95 down upon the bedding to keep the said bedding in place.

Having thus described my invention, I claim as new and desire to secure by Letters Patent—

1. A folding wardrobe-bed constructed substantially as herein shown and described, and consisting of the high end and door A F, the
100 low end and doors B G, the pivoted bed-bottom D, having a part, I, of the casing-front

permanently attached to it, and supports for the free end of the bed-bottom when turned down into a longitudinal position, whereby, when the bed is unfolded for use the parts A F and BG form, respectively, the high head-board and low foot-board of the bed, as set forth.

2. In a folding wardrobe-bed, the combination, with the ends A B of the case, having pivots E, and the hinged doors F G, having cleats H, of the pivoted bed-bottom D, having

a part, I, of the front of the case permanently attached to it, substantially as herein shown and described, whereby the bed can be folded into a shallow case, can be readily folded and unfolded, and will be firmly supported when unfolded, as set forth.

ADAM SCHIEFFER.

Witnesses:

JAMES T. GRAHAM,
EDGAR TATE.