

(No Model.)

P. R. SLEDGE.
LABEL HOLDER FOR CARS.

No. 306,872.

Patented Oct. 21, 1884.

FIG. 1.

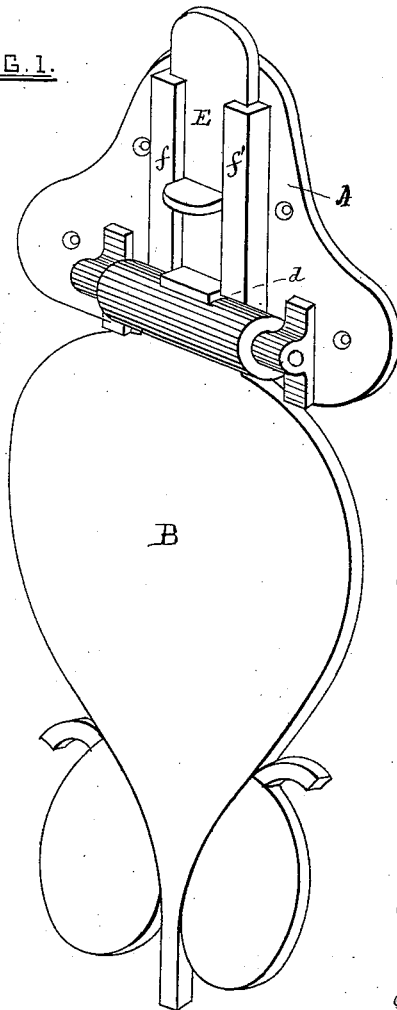


FIG. 2.

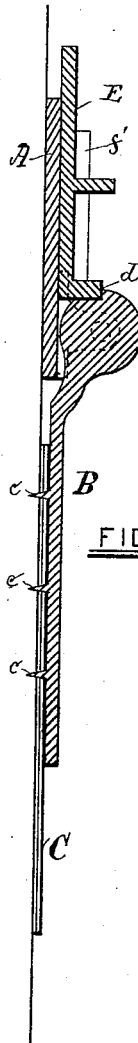
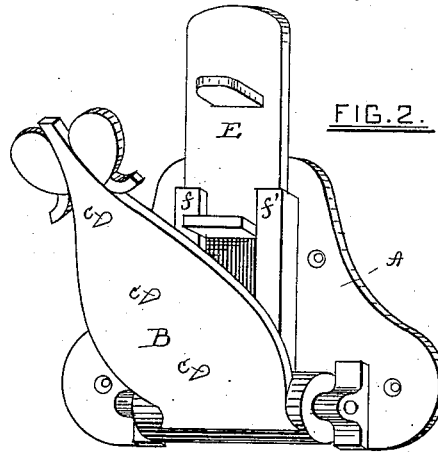
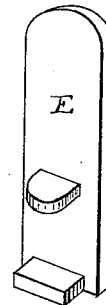


FIG. 3.

FIG. 4.



WITNESSES

John R. Young
Alex. Mahon

INVENTOR

Paul R. Sledge
By *H. N. Jenkins*
Attorney

UNITED STATES PATENT OFFICE.

PAUL R. SLEDGE, OF AUGUSTA, GEORGIA.

LABEL-HOLDER FOR CARS.

SPECIFICATION forming part of Letters Patent No. 306,872, dated October 21, 1884.

Application filed January 26, 1884. (No model.)

To all whom it may concern:

Be it known that I, PAUL R. SLEDGE, a citizen of the United States, and a resident of Augusta, county of Richmond, State of Georgia, have invented new and useful Improvements in Label-Holders for Cars, of which the following is a full and exact description, reference being had to the accompanying drawings, making part of this specification.

My invention relates to a device which is intended for use on railroad-cars for holding cards or tags on the sides thereof. The device is mainly composed of two plates, which are connected together by means of a hinge or other similar joint. One of these plates is designed to be permanently secured to the side of the car, and is provided with a sliding bolt for locking the opposite plate, as will be hereinafter described. The rear or under side of the latter plate is provided with teeth or spurs which, in the closing of the device, pierce and securely hold the cards or tags placed beneath the same.

My invention will now be thoroughly understood by referring to the accompanying drawings, whereon Figure 1 is a perspective view of the device complete, with the lower plate secured in its closed position. Fig. 2 is a similar view of the device with the lower plate swung outward and the locking-bolt raised. Fig. 3 is a vertical transverse section of the device with a card, C, secured under the lower section of same; and Fig. 4 is a perspective view of the locking-bolt.

On the drawings, the letter A designates

the upper plate, which is designed to be secured to the side of a car either by means of wood screws or other suitable fastenings. To the lower edge of this plate is pivoted or otherwise hinged a second plate, B, of any desired configuration, and provided on its under or rear side with one or more teeth or spurs, as shown at *c*, for piercing and holding in position the cards C or tags that are placed in rear of same.

In order to securely lock the lower plate in its downward or closed position, its upper edge is provided with a socket or mortise, *d*, for the reception of the lower end of a bolt, E, which is arranged to operate in vertical slides *f f'*, formed in or secured to the plate A.

If desired, a lock can be applied to or connected with the bolt, so as to prevent any but an authorized person from opening the device after the same has been closed.

Having described my invention, what I claim as new, and desire to secure, is—

A label-holder for cars, composed of the hinged plates A B, the former provided with the sliding bolt E, and the latter with mortise *d* and spurs *c*, the mortise being adapted to receive the end of the bolt, substantially as and for the purpose specified.

In testimony whereof I affix my signature in presence of two witnesses.

PAUL R. SLEDGE.

Witnesses:

JAS. W. WALKER,
T. S. JONES.