

(No Model.)

R. C. BALKE.

COMBINED TABLE, BEDSTEAD, AND CHAIR.

No. 306,894.

Patented Oct. 21, 1884.

Fig. 3.

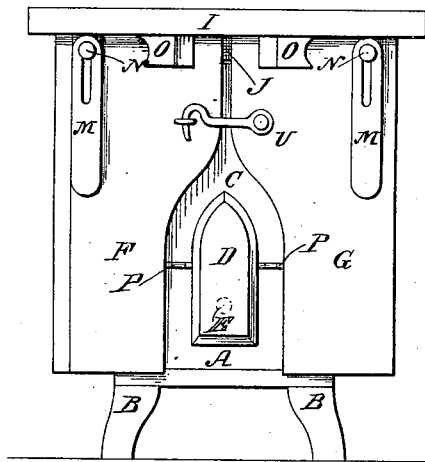


Fig. 1.

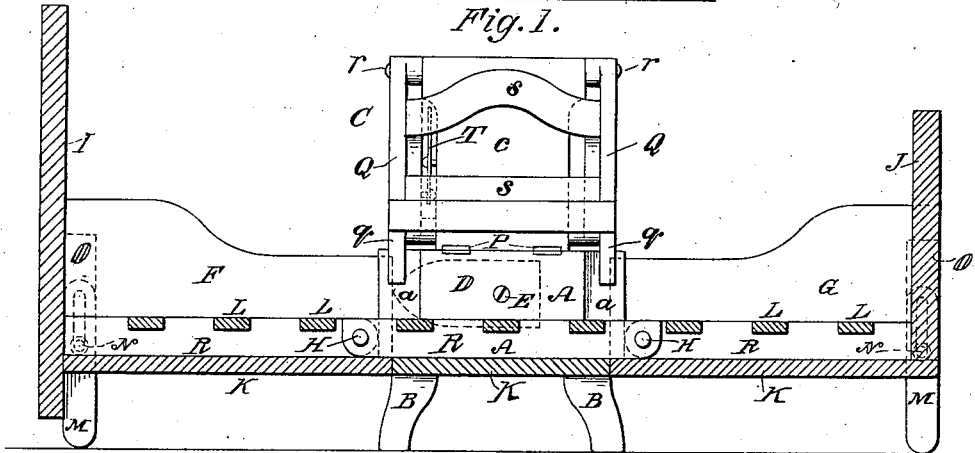
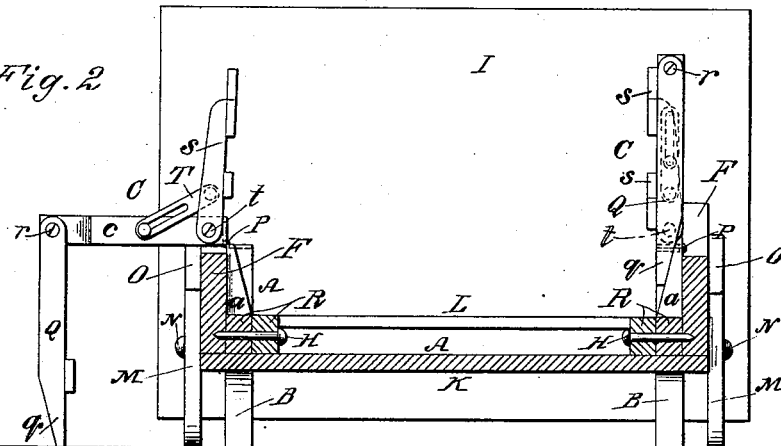


Fig. 2.



WITNESSES:

John C. Deamer
C. Sedgwick

INVENTOR:

R. C. Balke

BY

ATTORNEYS.

UNITED STATES PATENT OFFICE

ROBERT CHARLES BALKE, OF BLOOMINGTON, ILLINOIS.

COMBINED TABLE, BEDSTEAD, AND CHAIR.

SPECIFICATION forming part of Letters Patent No. 306,894, dated October 21, 1884.

Application filed December 7, 1883. (No model.)

To all whom it may concern:

Be it known that I, ROBERT C. BALKE, of Bloomington, in the county of McLean and State of Illinois, have invented a new and Improved Combined Table, Bedstead, and Chairs, of which the following is a full, clear, and exact description.

Reference is to be had to the accompanying drawings, forming part of this specification, in which similar letters of reference indicate corresponding parts in all the figures.

Figure 1 is a side sectional elevation showing my invention in the form of an open bedstead and chairs. Fig. 2 is an end sectional elevation of the same, exhibiting one of the chairs unfolded. Fig. 3 is an end elevation showing my invention folded up in the form of a table.

The object of this invention is to provide an article of furniture which can be changed in character, according to necessity, by arranging the relative sections so that it can be set up as a table or as a bedstead and chairs.

The invention consists in a novel construction and arrangement of the sectional jointed sills or side rails of the bedstead, in combination with head and foot boards and folding chairs, as hereinafter set forth and claimed.

In Fig. 1, A, F, and G indicate the three jointed sections forming the side sills of a bedstead, furnished with corresponding sections of a close bottom, K, and of a false bottom formed of slats L, whose sides rest on inner sill-sections, R R, secured to the back of sections A, F, and G. Pivot-pins H H unite the inner sills of the sections F and G with the inner sills of central section, A, on each side of the bedstead, forming lap-joints, the section A being narrower than the sections F and G, measured across the bedstead. The ends of the inner sills at the joints H H are rounded off, permitting the end sections, F and G, to turn freely upon the central section, A. The central section, A, is supported on legs B B. The end section F has the head-board I attached, and the opposite end section, G, has the foot-board J attached. Both end sections, F and G, have folding slotted legs M M, which are held and steadied by their pins N N, passing through the slots into the side sills. These legs support the outer ends of sections F G by a rest of their upper ends in the V-shaped

socket-blocks O, secured to the sides of section-sills F and G, as shown in Figs. 1 and 2, and when the parts are folded in table form, as in Fig. 3, the legs M are withdrawn from blocks O and hang from pins N at the sides of the table. The central section, A, has combined with it chairs C C, one on each side, hinged at P P at the backs of their seats c to the top edge of each sill-section A, the seats having front legs, Q, which turn on the pins r, which pivot the legs to the seat. The chair-backs s are braced to the seats c by the slotted arms T when the chair is adjusted for use. When a chair C is folded up, the back s and seat c are swung together on pivots t, the arm T folding up parallel to seat c, and the legs Q are swung over on pivots r to cover the back s, as shown in Fig. 1 and at the right-hand side of Fig. 2, and when so folded up the chairs are held and firmly braced in upright positions by the plate-buttons D, and the beveled ends q of the legs Q, coming against the beveled parts a of the central section, A, form a flush joint, as in Figs. 1 and 2. The buttons D, which are pivoted at E to sections A, form, when in vertical position, ornamental panels for the ends of the table, as shown in Fig. 3.

With the parts adjusted to serve as a table the chair-backs act as supports for the foot-board J of section G, which swings up over them, and board J in turn supports the head-board I of section F, which-board forms the top of the table, and the folded side sills of the section F and G overlap the chairs C. The hook U holds and locks the sections F and G together.

A chair C may be provided at one side only of the bed-frame, if desired.

Having thus described my invention, what I claim as new, and desire to secure by Letters Patent, is—

1. In a combined bedstead and chair, the combination of the bed formed of three hinged sections, A F G, the central section, A, having legs B, and the end sections, F G, having folding legs M, head and foot boards I J on said end sections, with vertically-folding chairs C, hinged at the rear sides of their seats to the sides of the central section, A, substantially as set forth.

2. In a folding bedstead and chair, the com-

5 bination of the central section, A, provided with beveled part *a*, and the hinged end sections, F G, with the vertically-folding chair C, consisting of the seat *c*, pivoted at its rear end to the sides of the central section, folding back S, slotted connecting-bars T, legs Q, pivoted to the forward end of the seat, and hav-

ing beveled ends *g*, for engaging the beveled portions *a*, substantially as set forth.

ROBERT CHARLES BALKE.

Witnesses:

HARRY H. MILLER,
WM. D. PENNER,
J. M. SLASER.