

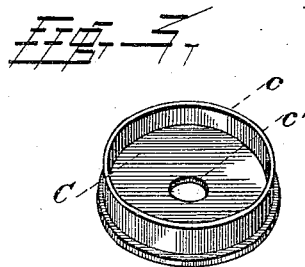
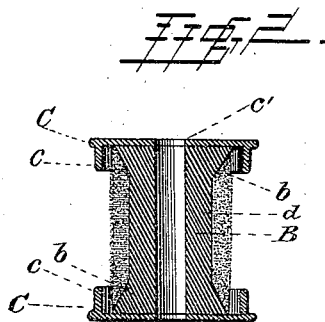
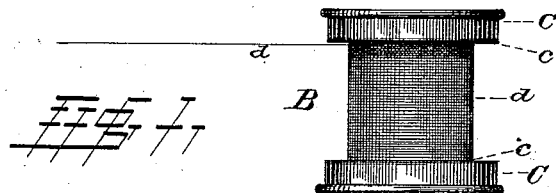
(Model.)

E. H. CONOVER.

THREAD SPOOL.

No. 306,902.

Patented Oct. 21, 1884.



WITNESSES:

Wm. S. Deterich,
H. C. Nautemann

INVENTOR.

Emeline H. Conover,

UNITED STATES PATENT OFFICE.

EMELINE H. CONOVER, OF WASHINGTON, DISTRICT OF COLUMBIA.

THREAD-SPOOL.

SPECIFICATION forming part of Letters Patent No. 306,902, dated October 21, 1884.

Application filed February 16, 1884. (Model.)

To all whom it may concern:

Be it known that I, EMELINE H. CONOVER, a citizen of the United States, residing at Washington, in the District of Columbia, have
5 invented certain new and useful Improvements in Thread-Spools; and I do hereby declare the following to be a full, clear, and exact description of the invention, such as will enable others skilled in the art to which it appertains to
10 make and use the same, reference being had to the accompanying drawings, which form a part of this specification.

My invention consists of a thread-spool with a flat plate or cap, with a flange attached to
15 the ends of the same. The object to be obtained is to prevent the thread from slipping over the ends of the spool, causing thereby much trouble, vexation, and loss of time when used on a lady's spool-stand or a sewing-machine by its winding around the spool-pin,
20 causing the thread to break. I attain these objects by the mechanism illustrated in the accompanying drawings, in which—

Figure 1 represents the spool B and the flat
25 plate or cap C and flange *c* complete, as applied to the spool, ready for use. Fig. 2 is a longitudinal section of the spool and attachment, more plainly showing the several views. Fig. 3 is the plate or flat cap C with flange *c*,
30 constituting the attachment.

Similar letters refer to similar parts throughout the several views.

C is a flat circular plate or cap with flange perfect in its simplicity and cheapness, made of thick paper or rubber or other light material; *c*, a flange one-fourth inch wide, more or
35 less. *c'* is an opening in the center of the plate corresponding with the opening in the spool. The diameter of the flat plate C with flange is such that when applied to the spool
40 there will remain a space, *b*, of one-eighth of an inch (more or less) between the thread *d* and flange *c*. (Plainly shown in Fig. 2.) The plate or cap C is attached to the spool by any
45 adhesive substance—glue, mucilage, &c.

What I claim as my invention, and desire to secure by Letters Patent, is—

As an article of manufacture, the thread-spool provided with the flat plate or cap C, having flange *c* and central opening, *c'*, the
50 said plate being secured to the spool by an adhesive substance, as set forth.

In testimony whereof I affix my signature in presence of two witnesses.

EMELINE H. CONOVER.

Witnesses:

H. B. ZEVELY,
DOUGLASS ZEVELY.