

(No Model.)

W. M. DIMITT.

AUGER BIT.

No. 306,907.

Patented Oct. 21, 1884.

Fig. 1

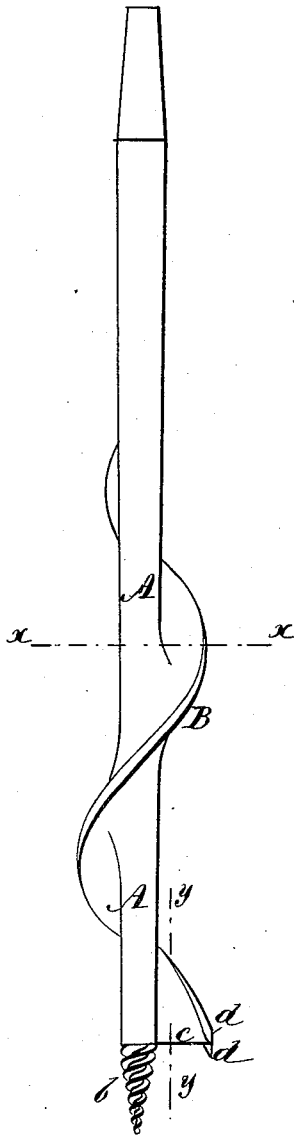


Fig. 2

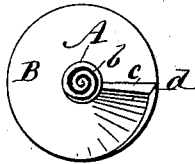


Fig. 3

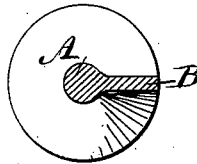



Fig. 4



WITNESSES:

C. N. Nix
E. Sedgwick

INVENTOR:

W. M. Dimitt

BY *Munn & Co*

ATTORNEYS.

UNITED STATES PATENT OFFICE.

WILLIAM M. DIMITT, OF MARTINSVILLE, OHIO, ASSIGNOR OF ONE-HALF TO
CHARLES H. IRWIN, OF SAME PLACE.

AUGER-BIT.

SPECIFICATION forming part of Letters Patent No. 306,907, dated October 21, 1884.

Application filed June 30, 1884. (No model.)

To all whom it may concern:

Be it known that I, WILLIAM M. DIMITT, of Martinsville, in the county of Clinton and State of Ohio, have invented certain new and
5 useful Improvements in Auger-Bits, of which the following is a full, clear, and exact description.

This invention consists in a solid center-stem auger-bit, substantially as hereinafter described and claimed, and which not only possesses greater stiffness and strength than the
10 ordinary bit, but which provides a much readier clearance for the chips, and is therefore not so liable to choke, may be much more
15 easily worked and sharpened or repaired; also makes a clear or smooth cut.

Reference is to be had to the accompanying drawings, forming a part of this specification, in which similar letters of reference indicate
20 corresponding parts in all the figures.

Figure 1 represents a longitudinal view of a single twist auger-bit embodying my invention; Fig. 2, a front end view of the same; Fig. 3, a cross-section thereof on the line *x x*
25 in Fig. 1, and Fig. 4 a longitudinal section of the forward end of the bit on the line *y y* in Fig. 1.

In the accompanying drawings, A indicates a solid center-bit stem mounted or formed with
30 a single-twist blade, B, which is an integral portion of the bit and forms a quick flatscrew-thread around the solid center stem that terminates at its forward end in a gimlet-screw, *b*. The advance end of the blade B has a sharp
35 knife or chisel cutting-edge, *c*, and preferably, but not necessarily, spread sharp lips or teeth *d d*.

From this description it will be seen that this auger bit has but one edge or side cut. A hole can be made by it much more easily, 40 speedily, and smoothly than is practicable with the ordinary double-twist bit having no solid central stem, and a much larger, quicker, and readier escape passage for the chips or borings is provided, thereby reducing the liability to choke. Much greater facility, too, is afforded
45 for sharpening and repairing the bit. Thus, being made with a solid central stem, the bit may be broken or cut away at any point in the twist and a new end gimlet-screw and cutting-edge be formed, which cannot be done with
50 augers having no solid central stem. The central stem, too, adds materially to the stiffness and strength of the bit.

The invention is applicable alike both to 55 hand and machine augers. When applied to machine use, it may be run with very much less power than the augers in ordinary use.

Having thus described my invention, I claim as new and desire to secure by Letters Patent— 60

The solid auger-bit comprising the central stem having the single convoluted blade formed with a single chisel or knife edge cutter, said
65 cutter being disposed at one side of the stem and at the lower end of the blade, substantially as shown and described, and for the purpose set forth.

WILLIAM M. DIMITT.

Witnesses:

J. D. OUSLEY,
W. W. WALKER.