

(No Model.)

F. WIRTY.
DRAFT BOLT.

No. 306,986.

Patented Oct. 21, 1884.

Fig. 1

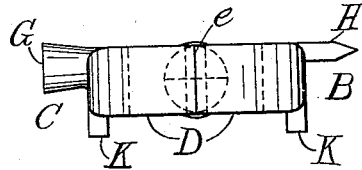


Fig. 2

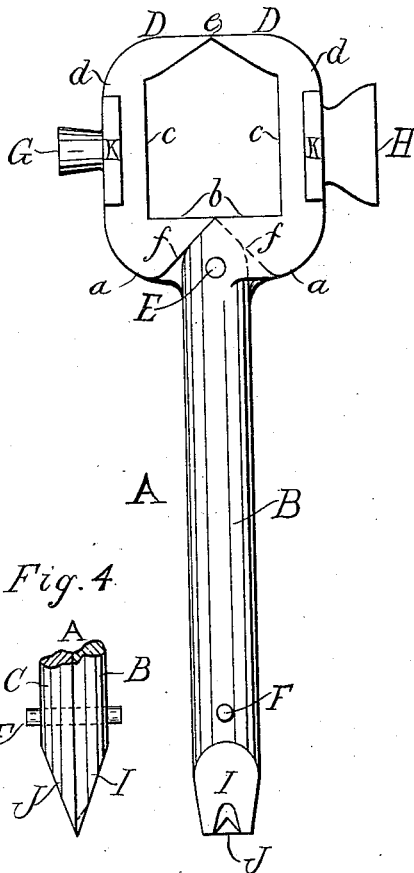


Fig. 3

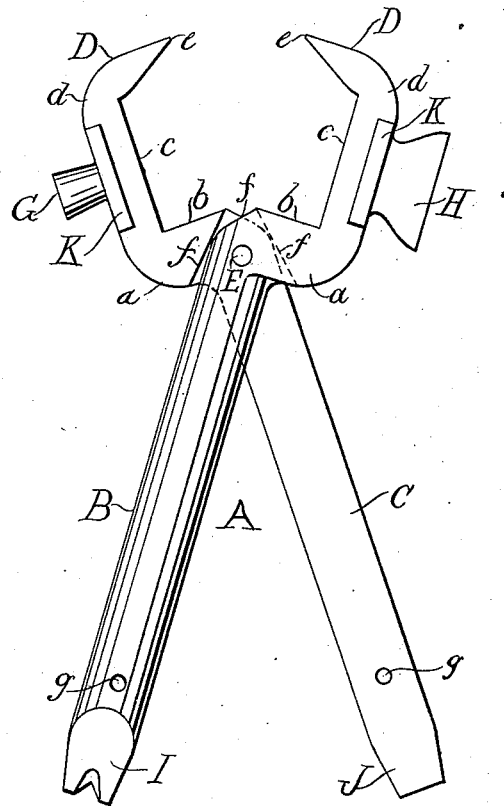
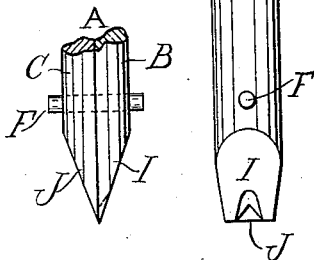


Fig. 4



WITNESSES:

Fred L Mackintosh
C. Sedgwick

INVENTOR:

F. Wirty
BY Munn & Co
ATTORNEYS.

UNITED STATES PATENT OFFICE.

FRANK WIRTY, OF APPLETON, WISCONSIN.

DRAFT-BOLT.

SPECIFICATION forming part of Letters Patent No. 306,986, dated October 21, 1884.

Application filed May 16, 1884. (No model.)

To all whom it may concern:

Be it known that I, FRANK WIRTY, of Appleton, in the county of Outagamie and State of Wisconsin, have invented a new and improved Draft-Bolt, of which the following is a full, clear, and exact description.

The object of my invention is to provide a draft-bolt for vehicles or agricultural implements which shall combine in its construction a number of tools adapted for use in adjusting the parts of said vehicles or implements.

The invention consists in a draft-bolt made in two jointed half-sections and provided with pinchers, wrenches, hammer, hatchet, nail-pull, and screw-driver, said tools being so arranged as to provide for their convenient use on removing the bolt from its place in the tongue.

The invention consists, also, in particular constructions and combinations of parts of the draft-bolt implement, all as hereinafter fully described and claimed.

Reference is to be had to the accompanying drawings, forming part of this specification, in which similar letters of reference indicate corresponding parts in all the figures.

Figure 1 is an end view of the head of the draft-bolt. Fig. 2 is a side view of the bolt as closed for use in drawing a wagon. Fig. 3 shows the bolt in open position; and Fig. 4 is a side view of the point end of the bolt at right angles to Fig. 2.

The bolt A, or draft-bolt proper of the implement, which is passed through the hammer-strap, tongue, and whiffletree or single-tree of a wagon or other vehicle or agricultural implement, to receive the strain of drawing the same, is made in two half-sections, B C, formed so as to divide the bolt longitudinally through the center. Each section B C has a head portion formed by bending or shaping the metal bar of which it is made outward at *a*, then along about parallel with the bolt A, to form a half-socket with an inside shoulder, *b*, and a face, *c*, and then inward at *d*, to form the extreme ends D, which are sharpened at *e*. The sections B C are pivoted together on a strong pin, E, and have shoulders *f*, which may close solidly on each other when the sections are closed, as in Fig. 2, the pivoted con-

struction of the draft-bar being quite similar to that of the ordinary pincher-like tools. When the bolt-sections B C are closed together, the bolt A may be passed through the hammer-strap, whiffletree, and tongue, and the sections B C then be held together by a pin or key, F, passed through holes *g* in the sections and below the tongue, said pin F serving to prevent the draft-bolt from jarring out of place. Besides the sharp edges *ee*, which serve as pinchers or nippers, the bolt is made with a hammer-head, G, on one section of its head, and a hatchet or cutting-blade, H, on the other head-section, and the point end of section B is formed with a notched nail-pull or claw, J, and the end of section C with a screw-driver, J, all of which tools may be used as occasion requires by removing the draft-bolt from its place in the tongue, which may readily be done. The opposite faces *b c* of the bolt-head make a strong wrench for heavy work, and the lugs K K, formed on the side faces of the opposite head-sections, serve as a wrench of larger size, especially adapted for unscrewing nuts about lumber-wagons.

The bolt portion A serves as a strong handle in using the wrenches, pinchers, hammer, and hatchet, and the sections B C of the bolt open sufficiently far to allow the nail-pull and screw-driver to be conveniently operated.

My improved implement, while no less efficient as a draft-bolt, combines in itself a number of tools, all of which are useful in adjusting the parts and facilitating the operation of vehicles or agricultural implements.

Having thus fully described my invention, I claim as new and desire to secure by Letters Patent—

1. The combination-tool comprising the pivoted half-sections B C, adapted to serve as a draft-bolt, and having a head to serve as pinchers, wrench, hammer, and hatchet, and the point ends of said sections having a nail-pulling claw and a screw-driver, substantially as set forth.

2. In a combination-tool, the pivoted half-sections B C, adapted to serve as a draft-bolt, and formed with head-sections D, having pinchers *e* and interior angular wrench-surfaces, *b c*, and a hammer and a hatchet, the opposite

ends of said sections having a nail-pulling claw and a screw-driver, substantially as set forth.

3. In a combination-tool, the pivoted half-
5 sections B C, adapted to serve as a draft-bolt, and formed with head-sections D, having pinchers *e*, interior wrench-surfaces, *b c*, and outwardly-projecting lugs K K, forming exterior wrench-surfaces, and a hammer and a hatchet
10 also on said head-sections, and a nail-puller and screw-driver on the opposite ends of said sections, substantially as set forth.

4. In a combination-tool, the pivoted half-
sections B C, adapted to serve as a draft-bolt,
15 and formed with head-sections D, having pinchers *e*, interior and exterior wrench-faces, *b c* K K, and a hammer, G, and a hatchet, H, projecting from the outer faces of said head-

sections in a plane at right angles to that of the pivot E, and a nail-puller and screw-driver 20 at the point end of said sections, substantially as set forth.

5. In a combination-tool, the pivoted half-
sections B C, adapted to serve as a draft-bolt, apertures *g g* in said sections, pin F, for con- 25 necting said sections, the nail-puller and screw-driver I J, and the head-sections D, having the wrenches, pinchers, hammer, and hatchet, substantially as set forth.

FRANK ^{his} + WIRTY.
mark.

Witnesses:

H. PIERCE,
WM. E. ALVORD.