

(No Model.)

D. J. REX.

NEWSPAPER AND LETTER HOLDER.

No. 307,142.

Patented Oct. 28, 1884.

Fig. 1.

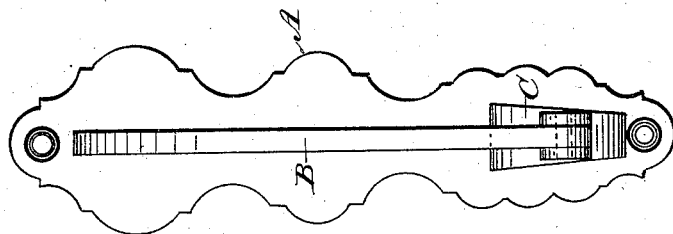


Fig. 2.

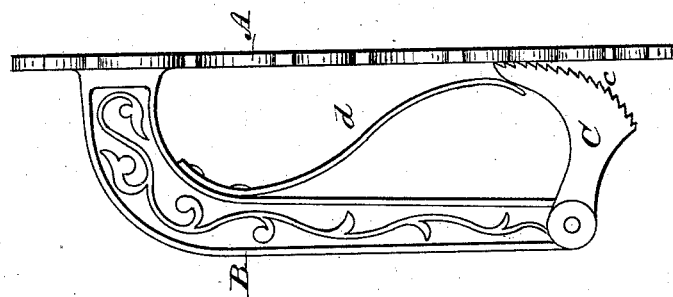
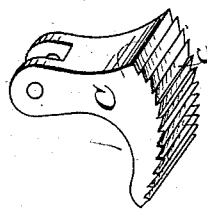


Fig. 3.



Witnesses:

Alex. Simon,

Guy, De Mott.

Inventor:

David J. Rex,

By J. C. Brecht,

Attorney.

UNITED STATES PATENT OFFICE.

DAVID J. REX, OF PITTSBURG, PENNSYLVANIA.

NEWSPAPER AND LETTER HOLDER.

SPECIFICATION forming part of Letters Patent No. 307,142, dated October 28, 1884.

Application filed September 24, 1883. (No model.)

To all whom it may concern:

Be it known that I, DAVID J. REX, a citizen of the United States, residing at Pittsburgh, in the county of Allegheny and State of Pennsylvania, have invented certain new and useful Improvements in Newspaper and Letter Holders; and I do hereby declare the following to be a full, clear, and exact description of the invention, such as will enable others skilled in the art to which it appertains to make and use the same.

My invention relates to improvements in devices for holding newspapers and letters; and the object of the invention is to produce a very simple device by which newspapers and letters can be held when placed between a weighted and roughened clamp pivoted to a curved or bent arm attached to a plate which is to be secured to a door frame or post, so that the paper or mail carrier can insert the papers or letters in an easy and expeditious manner in place.

The invention consists in the construction and arrangement of parts, as will be more fully described hereinafter, and more specifically pointed out in the claims, reference being had to the accompanying drawings and the letters of reference marked thereon.

Like letters indicate like parts in the different figures of the drawings, in which—

Figure 1 represents a front view of my improved newspaper and letter holder. Fig. 2 is a side elevation of the same. Fig. 3 is a perspective view of the pivoted clamp.

In the drawings, A is the base-plate, made, preferably, of ornamental shape, and is to be secured by screws to the door frame, post, or other convenient place. This plate is provided with a curved arm or bracket, B, preferably cast on said base-plate, and to the lower end is pivoted a clamp or jaw, C. This clamp is curved on its face *c*, and is provided with serrations, so as to form a roughened surface, to prevent papers, letters, or other articles placed between said surface and the base-plate from slipping out.

Instead of serrations, any other kind of roughened surface may be employed.

If the weight of the articles inserted between the pivoted clamp and the base-plate is not sufficient to firmly hold the articles, a spring, *d*, shown in dotted lines in Fig. 2, may be secured to the bracket B. This spring is of sufficient tension or stiffness to firmly hold any articles inserted between the clamp and base-plate. It may be attached to the base-plate, if desired, or may consist of a coiled or other spring.

This device may also be employed for exhibiting shoes or other articles of wearing-apparel or merchandise, and, if desired, can be very ornamental and handsome in appearance.

The advantages of my improved paper and letter holder will be readily appreciated, and among some of them may be mentioned that any articles to be held or exposed by it can be easily inserted in place and readily detached, it is not liable to get out of order, it can be easily applied to a door frame or post, boxes, or any place desired without marring the appearance thereof, it can be produced at a very small cost, and is very convenient.

I am aware of the Patents No. 92,344 and No. 256,626, and disclaim the construction therein shown; but,

Having thus described my invention, what I claim, and desire to secure by Letters Patent, is—

In a device for holding or exhibiting articles, the combination of the plate A, provided with the curved bracket B, with the pivoted clamp C, having a curved roughened face, and the spring *d*, all constructed and arranged as shown and herein specified.

In testimony whereof I hereby affix my signature in presence of two witnesses.

DAVID J. REX.

Witnesses:

GRAHAM SCOTT,
FRANK R. STROJE.