

(No Model.)

2 Sheets—Sheet 1.

Q. S. BACKUS.
BATHING CABINET.

No. 307,255.

Patented Oct. 28, 1884.

Fig. 1.

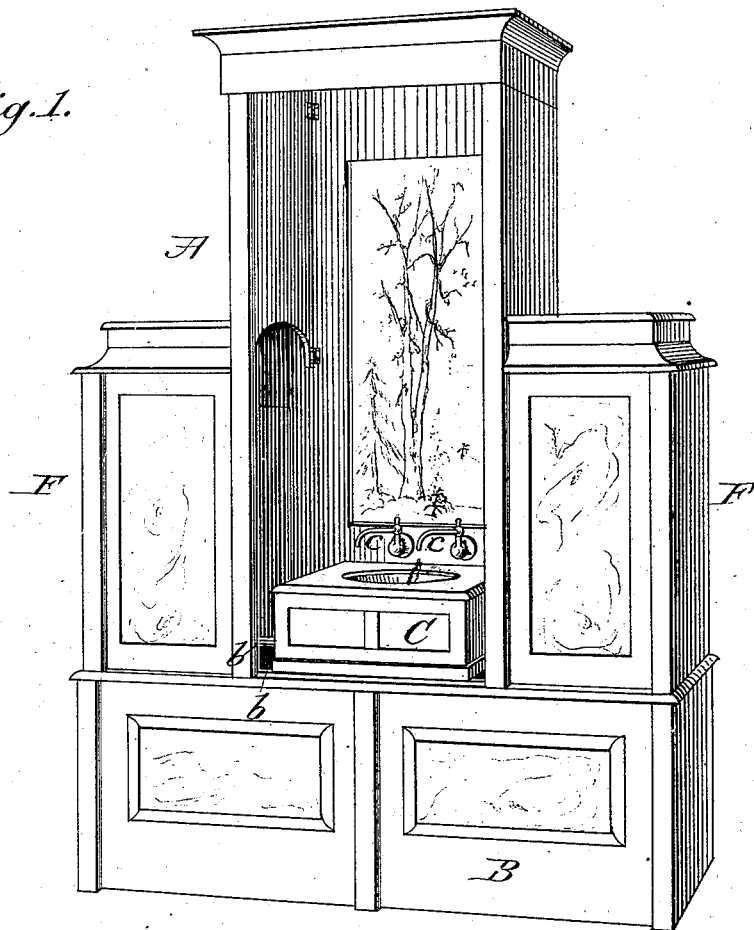
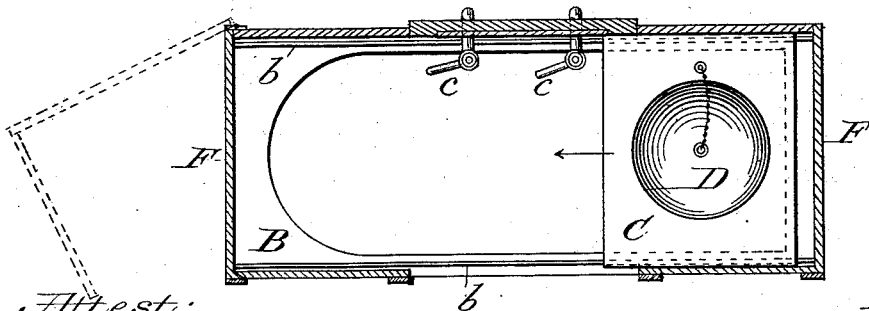


Fig. 2.



Attest:

H. H. Schott
A. R. Brown.

Inventor:

Quincy S. Backus
per H. H. Schott atty

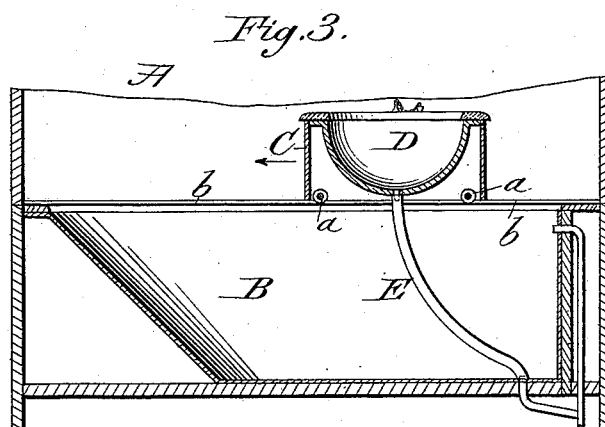
(No Model.)

2 Sheets—Sheet 2.

Q. S. BACKUS.
BATHING CABINET.

No. 307,255.

Patented Oct. 28, 1884.



Attest:

H. H. Schott
A. R. Brown.

Inventor.

Quincy S. Backus
per J. C. Pousker atty

UNITED STATES PATENT OFFICE.

QUIMBY S. BACKUS, OF WINCHENDON, MASSACHUSETTS.

BATHING-CABINET.

SPECIFICATION forming part of Letters Patent No. 307,255, dated October 28, 1884.

Application filed August 3, 1883. (No model.)

To all whom it may concern:

Be it known that I, QUIMBY S. BACKUS, a citizen of the United States, residing at Winchendon, in the county of Worcester and State of Massachusetts, have invented certain new and useful Improvements in Bathing-Cabinets; and I do declare the following to be a full, clear, and exact description of the invention, such as will enable others skilled in the art to which it appertains to make and use the same, reference being had to the accompanying drawings, and to the letters and figures of reference marked thereon, which form a part of this specification.

This invention relates to a toilet-cabinet, with bath-tub and sliding wash-stand; and it consists in the construction and arrangement of parts, as hereinafter more fully described and claimed.

In the annexed drawings, illustrating the invention, Figure 1 is a perspective view of my improved toilet-cabinet. Fig. 2 is a horizontal section of the same. Fig. 3 is a vertical longitudinal section of the lower part of the cabinet.

Like letters of reference designate like parts in the several views.

The base of the cabinet A consists of or contains a bath-tub, B, which supports a sliding wash-stand, C. This wash-stand is provided with rollers *a a*, Fig. 3, by which it may be moved along tracks or ways *b b*, Fig. 2, that are formed on or attached to the top of the bath-tub. A wash-bowl, D, is supported in the wash-stand C, and is provided with a flexible waste-tube, E, that connects the opening in the bottom of the bowl to the discharge-opening in the bottom of the bath-tub. The wash-bowl may thus be made to slide along the top of the bath-tub without

disturbing its connection with the outlet of the tub. The upper part of the cabinet may be finished as a bureau, wardrobe, or similar article of furniture, and is provided with hinged ends F F, forming a compartment at each end of the tub, to which the sliding wash-stand may be rolled when not in use. These hinged ends give a finish to the cabinet and conceal the bath-tub when the parts are arranged as shown in Fig. 1. At the same time they are capable of being turned aside when it is desired to use the bath-tub, the wash-stand being then pushed to one end of the tub, as shown in Fig. 2. In the back of the cabinet, above the central part of the bath-tub, are arranged the hot and cold water pipes, in the ordinary manner.

The wash-bowl may be filled by moving it beneath the faucets, or by moving the wash-stand to the end of the cabinet water may be drawn directly into the tub.

Having thus described my invention, what I claim as new, and desire to secure by Letters Patent, is—

1. The combination, with a bath-tub, of a sliding wash-stand supported thereon in suitable guideways, and adapted to be moved to either end of the tub, substantially as described.

2. The combination, with a bath-tub having tracks *b b*, of a sliding wash-stand, C, provided with rollers *a a*, fitting on said tracks, and a bowl, D, substantially as described.

In testimony whereof I affix my signature in presence of two witnesses.

QUIMBY S. BACKUS.

Witnesses:

FRANK B. SPALTER,
F. E. BACKUS.