

(No Model.)

F. B. ALMY.

BLIND STITCHING ATTACHMENT FOR SEWING MACHINES.

No. 343,418.

Patented June 8, 1886.

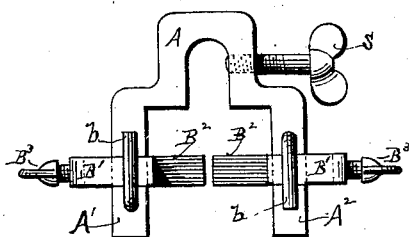


FIG. 4.

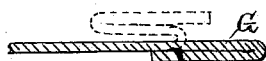


FIG. 7.

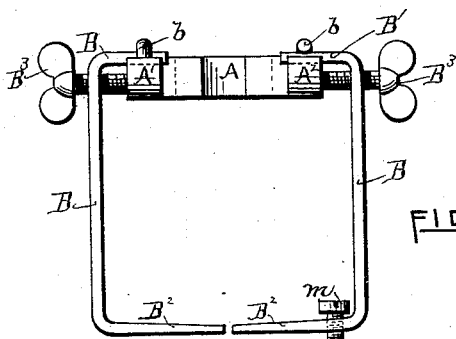


FIG. 3.

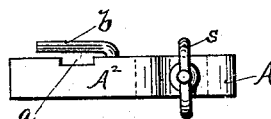


FIG. 5.

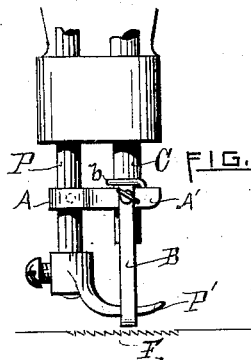


FIG. 1.

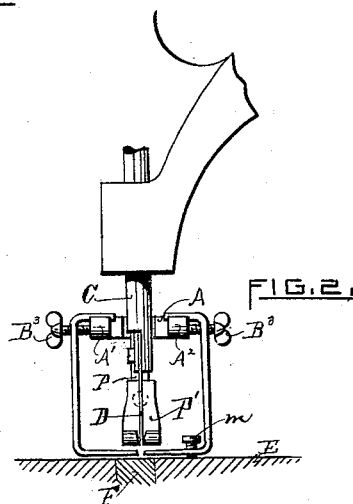


FIG. 2.

WITNESSES.

*Charles Lammigan*  
*Samuel Cates*

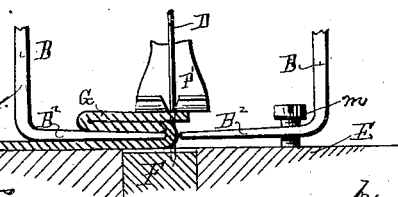


FIG. 6.

INVENTOR.

*Ferdinand B. Almy*

by *Henry Marsh*  
*Att.*

# UNITED STATES PATENT OFFICE.

FERDINAND B. ALMY, OF SALEM, MASSACHUSETTS.

## BLIND-STITCHING ATTACHMENT FOR SEWING-MACHINES.

SPECIFICATION forming part of Letters Patent No. 343,418, dated June 8, 1886.

Application filed September 21, 1885. Serial No. 177,667. (No model.)

*To all whom it may concern:*

Be it known that I, FERDINAND B. ALMY, a citizen of the United States, and a resident of Salem, in the county of Essex and State of Massachusetts, have invented a new and useful Blind-Stitching Attachment for Sewing-Machines, of which the following is a specification.

In the manufacture of clothing it is necessary that the hems be stitched with what is called a "blind-stitch," in order that the stitches will not be taken through the goods and show on the outside of the garment.

The object of my invention is to provide a simple and effective means for turning the hem and blind-stitching it by machine. I accomplish this by the use of a peculiarly-constructed attachment adapted to be readily applied to any sewing-machine's presser-bar, and to be operated in connection therewith, and provided with removable arms capable of lateral adjustment.

I will now proceed to describe my invention, having reference to the accompanying drawings, in which—

Figure 1 is a side elevation of my invention, the presser foot and bar, needle-bar, and feed being also shown in connection therewith. Fig. 2 is a front elevation of the same, the table and feed being shown in cross-section. Fig. 3 is a front elevation of my invention detached from the sewing-machine. Fig. 4 is a top plan of same. Fig. 5 is a side elevation of the yoke. Figs. 6 and 7 show the manner of folding and blind-stitching the fabrics.

Similar letters denote like parts where they occur in the drawings.

A is the yoke, which is secured to the presser-bar P by a thumb-screw, *s*, or other suitable and convenient means. Its arms A' A<sup>2</sup> are slotted at *a*, to receive the part B' of the arm B. A button, *b*, serves to confine the part B' in the slot *a*, and is turned to uncover the slot *a* when the part B' is to be removed. The arms B B are bent at right angles to form the arms B' B' and the finger-pieces B<sup>2</sup> B<sup>2</sup>. They have the set-screws B<sup>3</sup> B<sup>3</sup>, by which they are adjusted laterally to bring the ends of the fingers B<sup>2</sup> B<sup>2</sup> at the proper distance apart to allow the needle to pass between them.

P is the presser-foot.

C is the needle-bar, and D the needle.

A set-screw, *m*, serves to keep the finger-

pieces a proper distance above the table E and feed F.

The fabric G is folded and turned and engaged by the finger B<sup>2</sup>, as shown in Figs. 6 and 7, held by the presser-foot P', and pierced by the needle D, as shown in Fig. 6.

It is obvious that my invention can be readily applied to any sewing-machine, and that I am not confined to the use of thumb-screws *s* as a means of securing the attachment to the presser-bar. Any means that will serve to secure the yoke to the presser-bar and enable it to work in unison therewith will embody the spirit and efficiency of my invention.

The operation of my invention is, I think, clearly illustrated in the accompanying drawings. It is obvious that by the use of my invention the fabric is folded to form the hem and again folded to enable the needle to make the blind-stitch without piercing the front surface of the fabric.

Modifications in the form and proportions of the several parts may be made without departing from the principle of or impairing the efficiency of my invention.

I claim as my invention and desire to secure by Letters Patent—

1. A blind-stitching attachment for sewing-machines, consisting of a yoke, A, and arms B B, removably attached to said yoke and provided with means for lateral adjustment, in combination with each other, and adapted to serve substantially as herein specified.

2. In a blind-stitching attachment for sewing-machines, a yoke, A, provided with open slots *a a*, and arms B B, removably secured in said slots by buttons *b b*, all arranged and adapted to serve as specified.

3. A blind-stitching attachment consisting of a yoke, A, provided with means for securing it to the presser-bar, and with arms having finger-pieces B<sup>2</sup> B<sup>2</sup>, adapted to fold and guide the fabric in the process of blind-stitching, and arranged to operate jointly and in combination with the stitching and feed mechanisms of a sewing-machine, substantially as and for the purpose specified.

In testimony whereof I have hereunto set my hand, in presence of two witnesses, this 14th day of September, 1885.

FERDINAND B. ALMY.

Witnesses:

HENRY MARSH, Jr.,

B. FRANK PALVELLE.