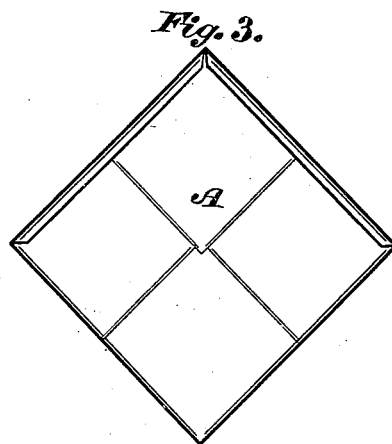

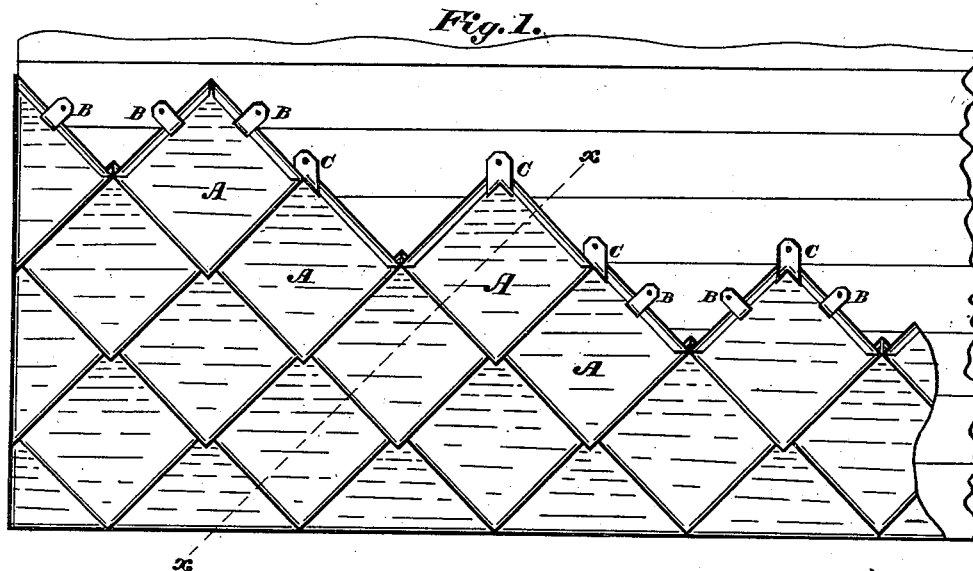


(No Model.)

A. W. WALTER.  
METAL ROOFING.

No. 345,089.

Patented July 6, 1886.



WITNESSES:  
*Harry Trease*  
*J. E. Call*

INVENTOR  
*Arthur W. Walter*  
BY  
*Frederic W. Bond*  
ATTORNEY

# UNITED STATES PATENT OFFICE.

ANTON W. WALTER, OF CANTON, OHIO.

## METAL ROOFING.

SPECIFICATION forming part of Letters Patent No. 345,089, dated July 6, 1886.

Application filed July 30, 1885. Serial No. 173,037. (No model.)

*To all whom it may concern:*

Be it known that I, ANTON W. WALTER, a citizen of the United States, residing at Canton, in the county of Stark and State of Ohio, have invented certain new and useful Improvements in Metal Roofing; and I do hereby declare that the following is a full, clear, and exact description of the same, reference being had to the annexed drawings, making a part of this specification, and to the letters and figures of reference marked thereon, in which—

Figure 1 is a top view showing the manner of placing the sheets on the roof. Fig. 2 is a sectional view through line *xx*, Fig. 1. Fig. 3 is a detached view of a large sheet before it is placed on the roof. Fig. 4 is a detached view of the cleat or anchor used in the center of a sheet. Fig. 5 is a detached view of the cleat or anchor used at the corner of a sheet.

The present invention has relation to metal roofing; and its nature consists in the different parts and combination of parts hereinafter described and claimed.

Similar letters of reference indicate corresponding parts in all the figures of the drawings.

In the accompanying drawings, A represents the sheet, which is substantially of the form shown in the drawings, and for the purpose of preventing the sheet from becoming disintegrated it is properly enameled or japanned before it is placed on the roof. The sheets A are preferably formed square, as shown in the drawings, and two edges of said sheets turned up, as shown in Fig. 3, the opposite edges of said sheet being turned down or turned in the opposite direction, so that the sheets may be hooked together, as shown in Fig. 2, thus forming a perfect water-tight joint or seam.

To the centers of the top or upper portion of the sheets A are attached the cleats or anchors B, as seen in Fig. 1, and to the top or upper corner of said sheet A is attached the cleat or anchor C. The bottom or lower end of the cleat or anchor C is cut away, as shown at Z, so that said cleat or anchor can be brought

up to the top or upper corner, as shown in Fig. 1, and at the same time said cleat or anchor will be entirely covered when the sheets above are placed in proper position, as seen in said Fig. 1. It will also be seen that by providing the cut-away portion, as shown at Z, Fig. 5, the bottom or lower portions of the cleat or anchor are permitted to extend a short distance below the top or upper corner of the sheet A, thereby embracing both sides of the sheet A, as shown in Fig. 1, and securely hold said sheet in proper position.

In case large sheets are used, as shown in Fig. 3, said sheets are crimped, as shown in said Fig. 3, for the purpose of ornamenting said sheets and giving a pleasing appearance to the roof proper. At the base of the roof half sheets are used, as shown in Fig. 1, and also at the top or comb of the roof half sheets are used.

In use the half sheets are placed at the base of the roof and properly secured by means of the cleats or anchors B and C, when the square sheets are placed in the position shown in Fig. 1.

I am aware of French Patent No. 98,535, dated March 4, 1873, also German Patent No. 7,835, dated 1879, and hence do not claim the devices there shown.

Having now fully described my invention, what I claim as new, and desire to secure by Letters Patent, is—

In a metal roof, the combination of the sheets A, properly japanned or enameled and having their edges bent or curved in opposite directions upon their opposite sides, of the cleat or anchor C, provided with the cut-away portion Z, and the cleats or anchors B, substantially as and for the purpose specified.

In testimony that I claim the above I have hereunto subscribed my name in the presence of two witnesses.

ANTON W. WALTER.

Witnesses:

HARRY FREASE,  
FRED W. BOND.