

(No Model.)

C. L. GROSS.
TRACE CARRIER.

No. 345,301.

Patented July 13, 1886.

Fig. 1.

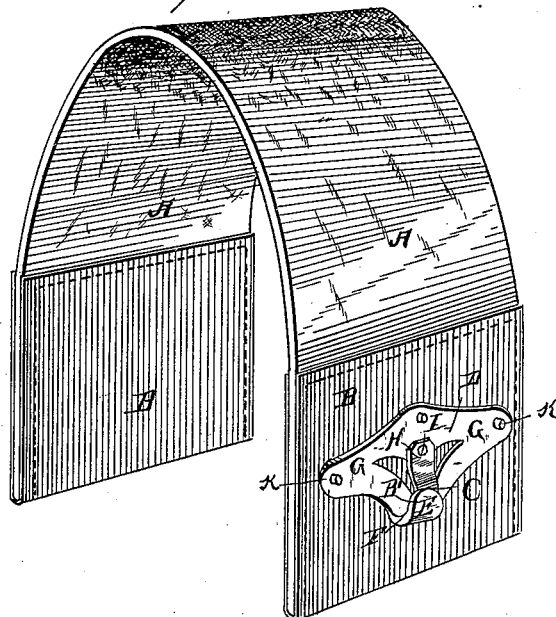


Fig. 2.

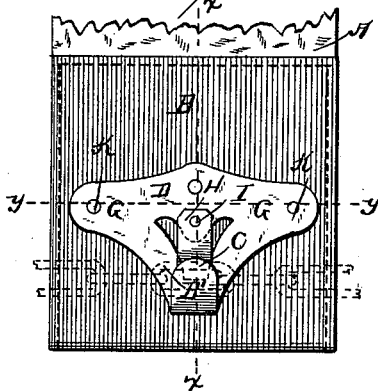


Fig. 3.

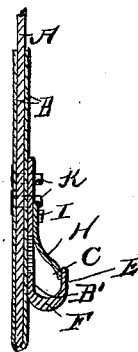
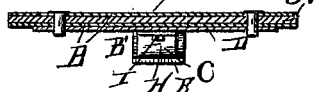


Fig. 4.



Witnesses

W. T. Rice
J. H. Rogers

Inventor

C. L. Gross

By his Attorney

C. L. Snow

UNITED STATES PATENT OFFICE.

CHARLES LOUIS GROSS, OF CANTON, MISSISSIPPI.

TRACE-CARRIER.

SPECIFICATION forming part of Letters Patent No. 345,301, dated July 13, 1886.

Application filed April 16, 1886. Serial No. 199,111. (No model.)

To all whom it may concern:

Be it known that I, CHARLES LOUIS GROSS, a citizen of the United States, residing at Canton, in the county of Madison and State of Mississippi, have invented a new and useful Improvement in Trace-Carriers, of which the following is a specification.

My invention relates to an improvement in trace-carriers; and it consists in the peculiar construction and combination of devices that will be more fully set forth hereinafter, and particularly pointed out in the claims.

In the drawings, Figure 1 is a perspective view of a trace-carrier embodying my improvements. Fig. 2 is an elevation of the same. Fig. 3 is a vertical section taken on the line *xx* of Fig. 2. Fig 4 is a horizontal sectional section taken on the line *yy* of Fig. 2.

A represents a back-band, which may be made of webbing or cloth, or other suitable preferred material. To each end of the back-band is secured a re-enforced plate, B, which is made of leather and doubled over the ends of the back-band, so as to incase the same on opposite sides. The leather plate is secured to the back-band by sewing it thereto, as shown, or the leather plate may be secured to the back-band in any other suitable manner.

C represents snap-hooks, one of which is secured to each end of the back-band. Each of these snap-hooks is made of a metallic plate, B', which may be either wrought or cast, and is fashioned in the shape shown in the drawings, a tongue, E, being formed at the lower side of the plate. This tongue is bent upwardly to form a hook adapted to receive the trace or chain, and the lower side of the hook is thickened, as at F, to enable it to withstand wear. Each plate B' is provided with oppositely-extending arms G, and through the said arms, and also through the center of the plate,

at the upper side thereof, are made rivet-openings. To each of the plates B', at a suitable distance above the tongue or hook, is secured a flat spring, H, by means of a rivet, I. This spring bears outwardly and presses against the inner upper side of the hook E, so as to secure the trace or chain thereto, and prevent it from becoming accidentally detached. The plate D is secured to the end of the back-band by means of rivets K, which pass through both sides of the re-enforced plates and through the back-band, as shown.

A trace-carrier thus constructed is exceedingly strong and durable, is cheap and simple, enables the trace or chain to be attached or detached very readily, and prevents the said trace or chain from becoming accidentally unhooked from the back-band.

Having thus described my invention, I claim—

1. A back-band having the re-enforce plates of leather, B, secured on its ends, and the snap-hooks or trace-carriers permanently attached to the ends of the back-band, substantially as described.

2. A back-band having the re-enforce plates B, of leather, secured to the ends of the back-band on both sides thereof, and the hooks formed of metallic plates having the hooks or tongues E, to engage with the trace or chain, and the springs H, secured to the plates and bearing against the upper inner sides of the hooks, the said plates being riveted to the ends of the back-band, substantially as described.

In testimony that I claim the foregoing as my own I have hereto affixed my signature in presence of two witnesses.

CHARLES LOUIS GROSS.

Witnesses:

LEON FREY,
WILLIAM D. SMITH.