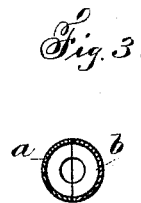
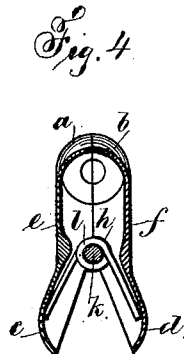
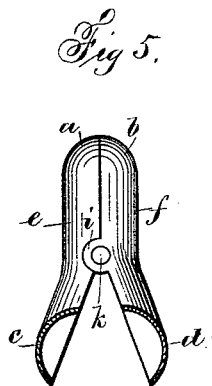
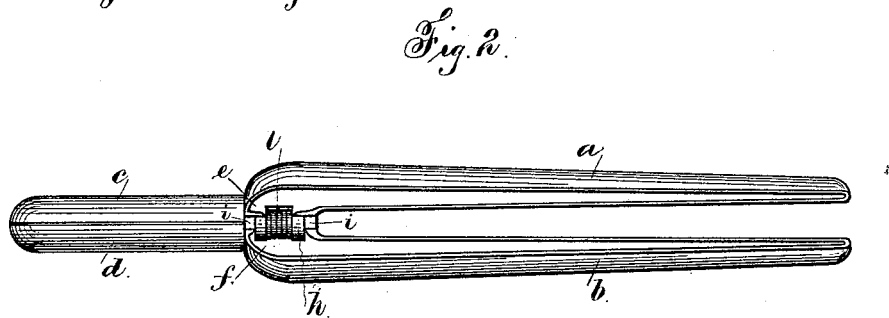
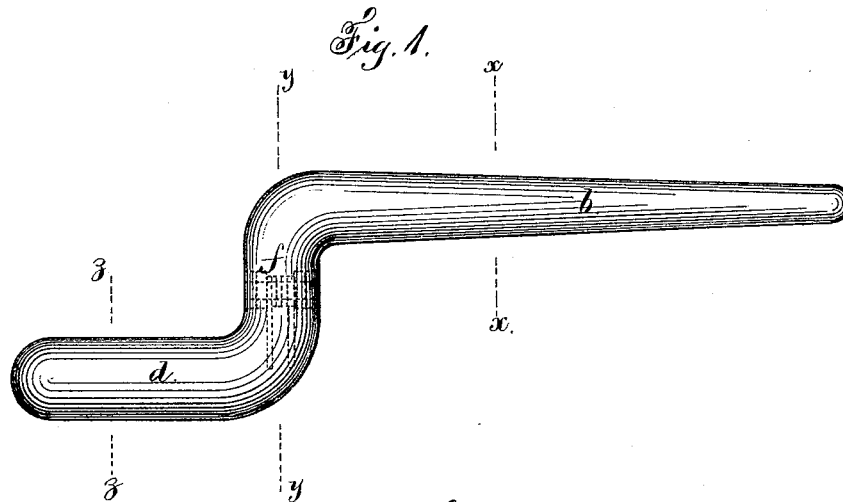


(No Model.)

S. POOLE.  
GLOVE STRETCHER.

No. 346,415.

Patented July 27, 1886.



Witnesses  
Harold Terrell  
Chas. H. Smith

Inventor  
per Samuel Poole  
Lemuel W. Terrell atty

# UNITED STATES PATENT OFFICE.

SAMUEL POOLE, OF BROOKLYN, NEW YORK, ASSIGNOR TO HIMSELF, AND  
ARTHUR W. PIERCE, OF HACKENSACK, NEW JERSEY.

## GLOVE-STRETCHER.

SPECIFICATION forming part of Letters Patent No. 346,415, dated July 27, 1886.

Application filed February 10, 1886. Serial No. 191,429. (No model.)

*To all whom it may concern:*

Be it known that I, SAMUEL POOLE, of Brooklyn, in the county of Kings and State of New York, have invented an Improvement in Glove-Stretchers; and the following is declared to be a description of the same.

Glove-stretchers as heretofore made have consisted of a pair of arms half round or curved in section and pivoted together, and the same were formed with a pair of handles, which parts could be opened and shut similar to a pair of scissors. The extreme ends of the arms of these stretchers received the greatest extent of movement, and in stretching the fingers of a glove the ends operated to stretch a portion of each finger at a time, and each finger had to be stretched by several successive operations, which left the fingers unequally stretched and full of inequalities.

The object of my invention is to obviate these difficulties.

My invention consists of a glove-stretcher having tapering arms, with laterally-projecting stocks hinged together, and with a handle connected with each arm, and a spring which presses the arms toward each other and the handles apart. The shape of the lateral stocks that unite the arms and handles and the position of the hinges are such that when the arms are opened by pressure on the handles they remain parallel to each other, or nearly so; hence when these tapering arms are inserted into the finger of a glove and spread by this parallel movement they act to stretch the whole of the finger of the glove at once, preserving its contour and stretching it equally.

In the drawings, Figure 1 is an elevation of my improved glove-stretcher. Fig. 2 is a plan of the same as open, and Figs. 3, 4, and 5 are cross-sections at  $x x$ ,  $y y$ , and  $z z$ , respectively, of Fig. 1.

The arms  $a b$  are tapering and of semicircular form sectionally, and these, together with

the other parts of the stretcher, I prefer to make of thin sheet metal, both for strength and lightness. The handles  $c d$  are connected to the arms  $a b$  by the stock portions  $e f$ , and in these stocks  $e f$  there are pairs of lugs  $h i$  and a pivot-pin,  $k$ , the same forming a hinge upon which the parts move; and I provide a coiled spring,  $l$ , around said pivot-pin  $k$  and between the lugs  $h$ , the ends of said spring  $l$  bearing against the inner face of the stocks  $e f$ , and said spring acts to press the arms  $a b$  toward each other and the handles  $c d$  apart. The stocks  $e f$  stand at right angles, or nearly so, to the arms and to the handles, and the pivot-pin is parallel, or nearly so, to the arms.

When it is desired to stretch a glove, the arms  $a b$  are inserted into one finger at a time, and the handles  $c d$  grasped and pressed toward each other to separate the arms  $a b$ , and, by the parallel movement imparted to them, stretch the whole of a finger of a glove at once, thus preserving the contour and stretching it equally.

I claim as my invention—

1. The glove-stretcher formed of two parts, each composed of an arm, a stock extending laterally from the arm, and a handle, in combination with a hinge connecting the stocks, the pin of the hinge being parallel, or nearly so, to the arms, substantially as specified.

2. A glove-stretcher having two hollow sheet-metal parts, each composed of an arm, a stock extending laterally from the arm, and a handle, in combination with the hinge within the stock and parallel with the arms, and a spring applied at the hinge, substantially as specified.

Signed by me this 30th day of January, A. D. 1886.

SAMUEL POOLE.

Witnesses:

GEO. T. PINCKNEY,  
WALLACE L. SERRELL.