

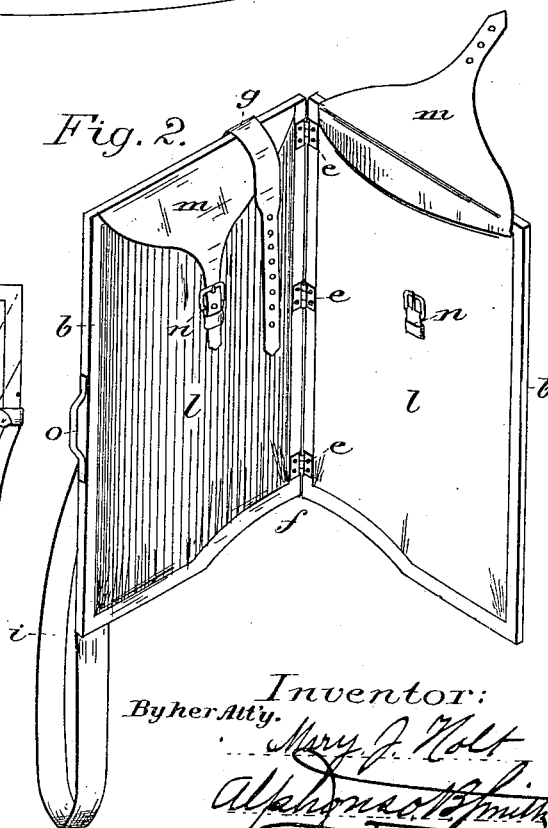
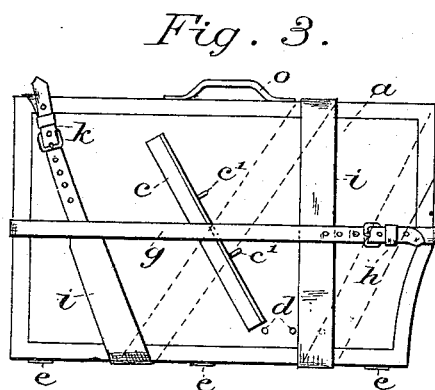
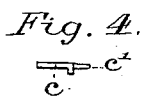
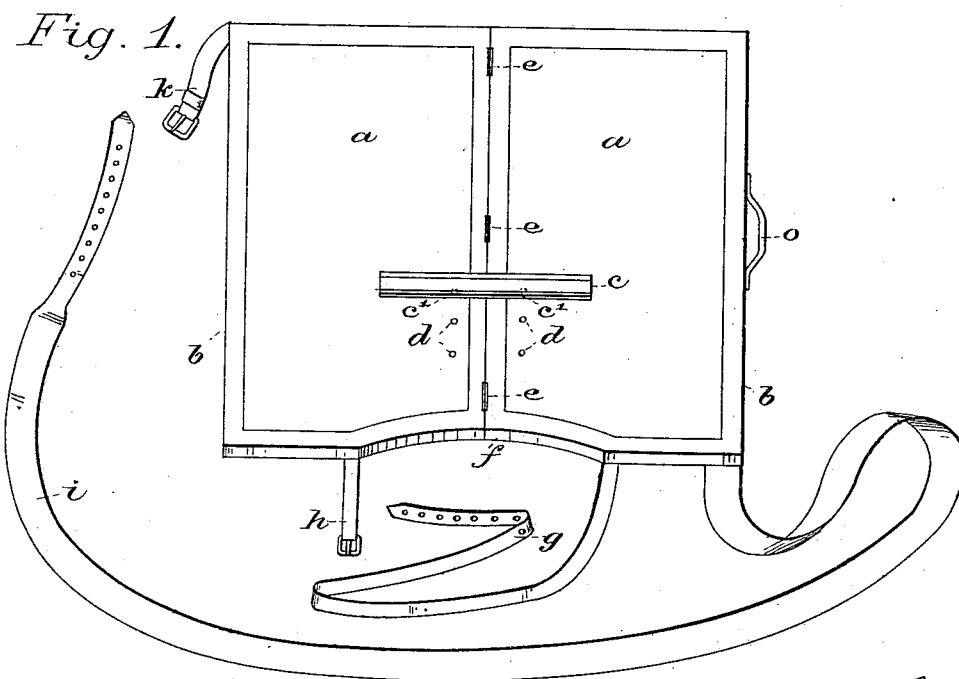
(No Model.)

M. J. HOLT.

PORTABLE BOOK HOLDER, &c.

No. 346,547.

Patented Aug. 3, 1886.



Witnesses:

C. A. Brandau.
J. H. Hitchings.

Inventor:

By her Att'y

Ally. Mary J. Holt
Alphonso C. Smith

UNITED STATES PATENT OFFICE.

MARY J. HOLT, OF SAN FRANCISCO, CALIFORNIA.

PORTABLE BOOK-HOLDER, &c.

SPECIFICATION forming part of Letters Patent No. 346,547, dated August 3, 1886.

Application filed December 18, 1885. Serial No. 186,034. (No model.)

To all whom it may concern:

Be it known that I, MARY J. HOLT, a resident of the city and county of San Francisco, State of California, have invented a new and useful Portable Book-Holder and Short-Hand Reporting and Sketching Desk; and I hereby declare that the following is a full, clear, and exact description of the same, reference being had to the accompanying drawings.

My invention relates to a device constituting a book-holder and a convenient desk or portfolio for short-hand reporting and for sketching.

The following description fully explains the nature of my said invention, and the manner in which I proceed to construct, apply, and use the same, the accompanying drawings being referred to by figures and letters.

Figure 1 is a view of the device in position for holding a book, and of that side which forms the writing or sketching desk. Fig. 2 is a view of the same showing pockets in the under side, one flap of a pocket being raised. Fig. 3 is a view of the device folded. Fig. 4 is a view of a side elevation of the book-rest.

Referring to Fig. 1, *a a* is the inner side of the device, and constitutes the writing or sketching desk thereof. This frame, which is made the suitable size, both as to length and width, consists of two leaves, *a a*, made of thin pieces of suitable wood, which are joined by hinges *e*, and fold together when not in use. Below the center of each leaf, and near the hinges, are holes *d*, for adjusting the book-rest *c*, having pins *c'* for inserting in the holes *d*.

For the purpose of making the inner end of the frame or leaves *a a* conform to the person, it is cut away in the center at *f*, and a waist-strap, *g*, is attached to the center of the end of one leaf, and a strap and buckle, *h*, is attached in a similar position to the other leaf, whereby the device is secured to the waist.

Attached to the inner end of the right-hand leaf of the frame is a shoulder-strap, *i*, which is fastened to a strap and buckle, *k*, which is attached to the upper outer end of the left-hand leaf of the frame, the said strap passing

over the left shoulder and under the right, supporting the device.

A handle, *o*, for carrying the device, is attached to the center of one of the edges of the leaves.

Attached to the under side of each leaf *a*, and forming their outer sides, is a pocket, *l*, having a cover or flap, *m*, which is secured to a buckle, *n*, attached to the face of each pocket, Fig. 2. The object of these pockets is to hold suitable writing and sketching material.

When my device is folded, it makes a convenient and light portfolio, which is readily carried in the hand.

As shown in Fig. 3, the leaves *a a* are folded, and the long shoulder-strap *i* is passed around them and buckled, and the waist-strap *g*, under which is secured the book-rest *c*, is drawn longitudinally across the pocket and buckled.

As a book-holder my device promotes ease and comfort in reading, especially to an invalid, or one in a convalescent condition. The reader is not fatigued by holding the book, which may be placed at any desired angle by adjusting the shoulder-strap, and may sit in an easy-chair, with the weight of the book and holder borne by the shoulders, without fatigue or weariness.

For the purpose of reporting by short-hand writing, especially under conditions not favorable for the work, my device will enable the writer to improvise in a moment a convenient desk furnished with materials for writing; and for the purpose of field-sketching my device constitutes both portfolio and easel, having the sketching materials at hand, in which the paper may be placed at any desired angle, while the hands of the sketcher are at full liberty for the execution of the work, during which he may walk, stand, or sit, as fancy or convenience prompts.

Having thus fully described my invention, what I claim, and desire to secure by Letters Patent, is—

In a portable book-holder and reporting and sketching desk, a frame consisting of two leaves, *a a*, joined by hinges *e*, each said leaf having holes *d*, in which a book-rest, *c*, hav-

ing pins *c'*, is adjusted, for the purpose set forth, waist-strap *g*, and strap and buckle *h*, for attaching same, shoulder-strap *i*, and strap and buckle *k*, for attaching same for the purpose described, pockets *l*, attached to under
5 or outer side of said leaves, each said pocket having a flap, *m*, secured to a buckle, *n*, and

the handle *o*, the whole substantially as described, and for the purpose set forth.

MARY J. HOLT. [L. S.]

Witnesses:

ALPHONSO B. SMITH,
SADIE E. SMITH,
GRACIE VENA SMITH.