

(No Model.)

W. D. STRATTON.

BUCKLE.

No. 347,015.

Patented Aug. 10, 1886.

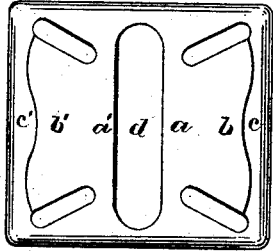


Fig. 1.

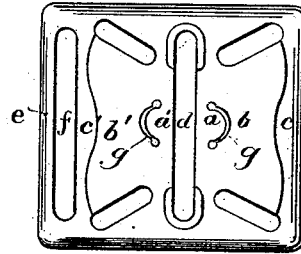


Fig. 3.

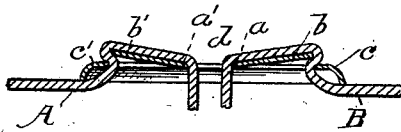


Fig. 2.

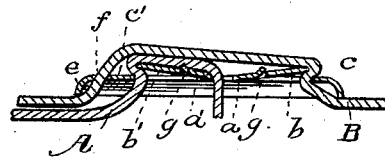


Fig. 4.

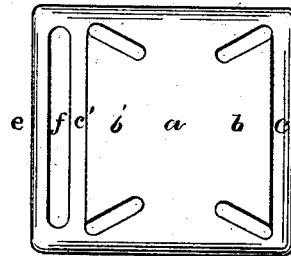


Fig. 5.

WITNESSES.

E. B. Tomlinson.  
Fred B. O'Neil

INVENTOR.

William D. Stratton  
by Geo. O. G. Branch, atty.

# UNITED STATES PATENT OFFICE.

WILLIAM D. STRATTON, OF BOSTON, MASSACHUSETTS.

## BUCKLE.

SPECIFICATION forming part of Letters Patent No. 347,015, dated August 10, 1886.

Application filed February 6, 1886. Serial No. 191,071. (No model.)

*To all whom it may concern:*

Be it known that I, WILLIAM D. STRATTON, of Boston, in the county of Suffolk and State of Massachusetts, have invented a new and useful Improvement in Buckles, of which the following is a specification.

My invention relates more especially to buckles made out of a single piece of sheet metal or other springy material; and it consists in such a buckle provided with two tongues arranged with suitable cross-bars and slots, as described below, so that it may be conveniently used as a means for adjustably attaching two straps.

In the drawings is shown a double buckle embodying my improvement.

Figure 1 is a plan of a buckle embodying my invention, and Fig. 2 is a section showing the manner in which such a buckle may be used. Fig. 3 shows such a buckle provided with an extra loop or slot for the running strap, and Fig. 4 a section showing its mode of use. Fig. 5 shows a buckle in which the two middle cross-bars are in one piece, so that the buckle is without a middle slot.

*a a'* are cross-bars, and *b b'* are tongues forming a part thereof. *c c'* are cross-bars adjacent to the free end of the tongues, and each serving with its tongue to hold the running-strap.

Between the bars *a a'* (except in the buckle shown in Fig. 5, which has only a single cross-bar, *a*) is the slot *d*, capable of holding the ends of one or both straps. (See Figs. 2 and 4.)

*e* is a cross-bar at the end of the buckle, which, with the cross-bar *c'*, forms the slot *f*. The main purpose of this slot will be understood by reference to Fig. 4 of the drawings.

A and B are two straps, one of which, A, is used as the standing strap—that is, the strap permanently attached to the structure by means of the tongue *b'*, its end being tucked into slot *d*. The strap B, having been passed under the tongue *b*, is passed over the buckle and down through the slot *f*. The projections *g* are for the purpose of raising the tongue to release the strap.

The holding-edge of the tongue and cross-bar next it may be curved, so as to offer several projections, over which the strap shall be strained, and so be both held in the buckle and prevented from sliding sidewise into the space at the side of the tongue. One form of curve useful for the purpose is shown in the drawings. (See Figs. 1 and 3.)

A buckle having a tongue and cross-bar the adjacent edges of which are crooked and interlock, as described, is also of my invention, and will be the subject of another application for Letters Patent.

The edge of this buckle may be embossed or strengthened in any one of a number of known ways, if thought best.

What I claim as my invention is—

1. The buckle above described, cut from one sheet of material and consisting of the cross-bars *a a'*, between which is the slot *d*, the tongues *b b'*, forming a part of said cross-bars, and the cross-bars *c c'*, adjacent to the free ends of the tongues, each cross-bar *c c'* adapted, with its tongue, to hold a running strap, as set forth.

2. The buckle above described, cut from one sheet of material and consisting of the cross-bars *a a'*, between which is the slot *d*, the tongues *b b'*, forming a part of said cross-bars *a a'*, the cross-bars *c c'*, adjacent to the free ends of said tongues, and the end cross-bar, *e*, forming, with the cross-bar *c'*, the slot *f*, all as set forth.

3. The buckle above described, cut from one sheet of material and consisting of tongues *b b'*, each projecting from a cross-bar and forming a part thereof, the cross-bars *c c'*, adjacent to the free ends of said tongues, each cross-bar *c c'* adapted, with its tongue, to hold a running strap, all as set forth.

In testimony whereof I have hereunto subscribed my name this 30th day of January, 1886.

WILLIAM D. STRATTON.

In presence of—

HENRY M. CLARK,  
GEORGE O. G. COALE.