

(No Model.)

G. LAUBE.

CIGAR TRAY.

No. 347,182.

Patented Aug. 10, 1886.

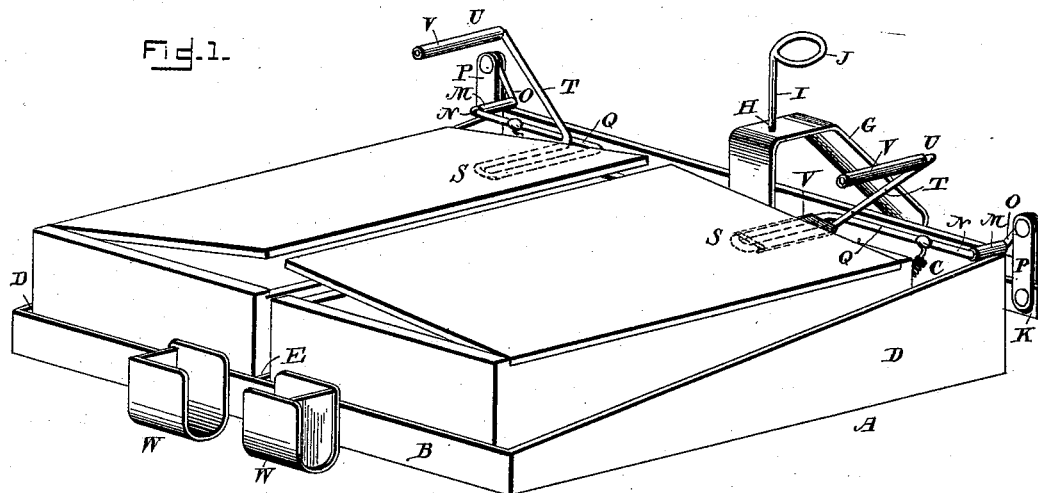


Fig. 2.

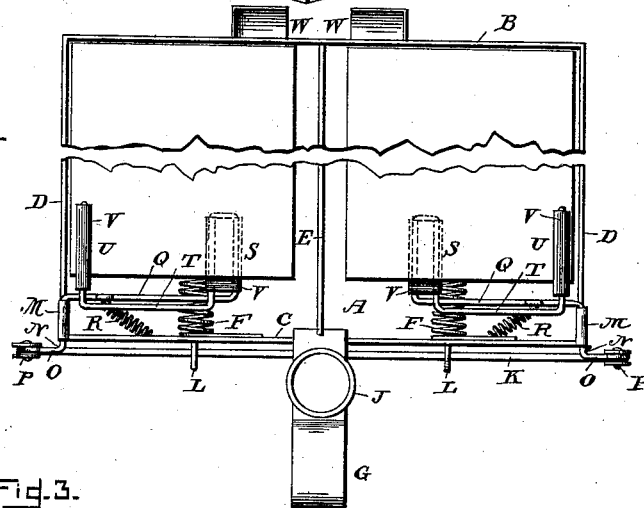
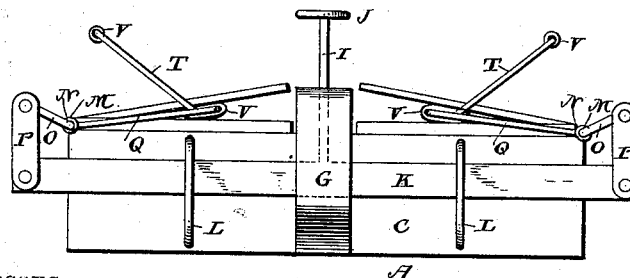


Fig. 3.



WITNESSES

C. H. Ourand,
Edward Stanton

INVENTOR

Godfried Laube,
By Louis Bagger & Co.
Attorneys

UNITED STATES PATENT OFFICE.

GODFRIED LAUBE, OF HURON, DAKOTA TERRITORY.

CIGAR-TRAY.

SPECIFICATION forming part of Letters Patent No. 347,182, dated August 10, 1886.

Application filed January 19, 1886. Serial No. 189,107. (No model.)

To all whom it may concern:

Be it known that I, GODFRIED LAUBE, a citizen of the United States, and a resident of Huron, in the county of Beadle and Territory of Dakota, have invented certain new and useful Improvements in Cigar-Trays; and I do hereby declare that the following is a full, clear, and exact description of the invention, which will enable others skilled in the art to which it

appertains to make and use the same, reference being had to the accompanying drawings, which form a part of this specification, and in which—
Figure 1 is a perspective view of my improved cigar-tray. Fig. 2 is a top view of the same, and Fig. 3 is a rear view.

Similar letters of reference indicate corresponding parts in all the figures.

My invention has relation to trays for holding cigar-boxes and for opening their lids; and it consists in the improved construction and combination of parts of the same, as hereinafter more fully described and claimed.

In the accompanying drawings, the letter A indicates a tray rectangular in shape and formed with a low front side, B, and a higher rear side, C, and with side pieces, D D, having inclined upper edges, and with a similar central partition, E. The compartments formed in the tray by the central partition are of a sufficient size to accommodate a cigar-box, and the rear ends of the compartments are provided with coiled springs F, which bear against the ends of the cigar-boxes, being secured to the inner side of the rear side piece, one in each compartment. The rear side is provided with a bail or handle, G, secured to the upper and lower edges of that side, and the upper portion of this handle is formed with a vertical perforation, H, in which a rod, I, slides, the upper end of which rod is provided with a thumb-piece or button, J, while the lower end of the rod is secured to the middle of a flat bar, K, which is confined by means of two vertical bails, L L, upon the rear side of the tray, and which extends beyond the ends of the rear side.

The upper edges of the side pieces of the tray are provided at their rear ends with bearings M, in which rock-shafts N are journaled, and the rear ends of these rock-shafts are provided with crank-arms O, to the ends of which are pivoted links or arms P, the lower ends of

which are pivoted to the ends of the flat bar K. The forward ends of the rock-shafts are provided with inwardly-projecting arms Q Q, which have coiled springs R, secured to them near the rock-shafts and to the bottoms of the compartments of the trays, and the inner ends of these arms or rods are bent forward and doubled, as shown at S, whereupon they are again bent obliquely outward and upward, forming arms T, the ends of which are bent forward, as shown at U. The forwardly-bent portions S and U are covered with sleeves V of rubber or similar elastic material, and stand at right angles to the inwardly-projecting arms and to the oblique arms.

When the device is to be used, the cigar-boxes are placed into the compartments of the tray, the coiled springs in the said compartments keeping the boxes in their proper places, and the doubled portions of the arms are inserted under the lids of the boxes. It will now be seen that upon depressing the button upon the sliding rod, the transverse bar is depressed and the rock-shafts are tilted by the crank-arms being drawn outward and downward, and this motion will tilt the inwardly-projecting arms outward and upward, opening the lids of the boxes, which lids will drop against the forwardly-bent ends of the inclined arms. When, now, the button is released, the springs attached to the opening-arms will draw the said arms back in their normal positions and the ends of the inclined arms will throw the lids back, covering the boxes.

Two boxes, W W, having their outer ends closed and having their inner ends and their tops open, are secured at a short distance from each other upon the front side of the tray, and these boxes form a receptacle for matches, in which access to the matches may be easily had by the open space between the boxes, in which the ends of the matches rest. It will be seen that in this manner the person selling the cigars may exhibit two boxes of cigars at the same time, opening them for inspection, and may serve the matches for lighting the cigars at the same time, thus saving time in serving the cigars and keeping the cigars only uncovered as long time as is necessary, the lids being closed automatically as soon as the button is released. This will render the tray very useful for retail dealers in cigars, as well as for all other

places where cigars are sold over a counter or a bar, the showing of two sorts of cigars and offering the matches for lighting the cigars being done in one movement.

5 Having thus described my invention, I claim and desire to secure by Letters Patent of the United States—

1. In a tray for serving cigars, the combination of the tray having means for retaining
10 two boxes and having a handle at its rear side, a bar sliding in vertical bails upon the rear side of the tray and having an upright rod provided with a button at its middle sliding in a vertical perforation in the handle, rock-
15 shafts journaled in bearings at the rear ends of the upper edges of the sides of the tray and having upwardly and outwardly projecting crank-arms at their rear ends, links or arms pivoted to the ends of the transverse bar and
20 to the crank-arms, and arms at the forward ends of the crank-shafts having springs secured to the bottom of the tray and having forwardly-projecting fingers covered with rubber and having outwardly and upwardly inclined arms

formed with forwardly-projecting fingers covered with rubber, as and for the purpose shown and set forth. 25

2. In a tray for serving cigars, the combination of a tray having a central partition dividing it into two compartments with coiled
30 springs secured with their ends to the inner sides of the rear side of the tray, one in each compartment, as and for the purpose shown and set forth.

3. In a tray for serving cigars, a match-re- 35 ceptacle consisting of two boxes having their outer ends closed and having their inner ends and their upper sides open and secured with a short space between the open inner ends, as and for the purpose shown and set forth. 40

In testimony that I claim the foregoing as my own I have hereunto affixed my signature in presence of two witnesses.

GODFRIED LAUBE.

Witnesses:

ANTHONY J. STOEL,
FRANK GARSKE.