

(No Model.)

T. T. GAUNT & C. S. ALLEN.

PACKAGE HOLDER.

No. 347,235.

Patented Aug. 10, 1886.

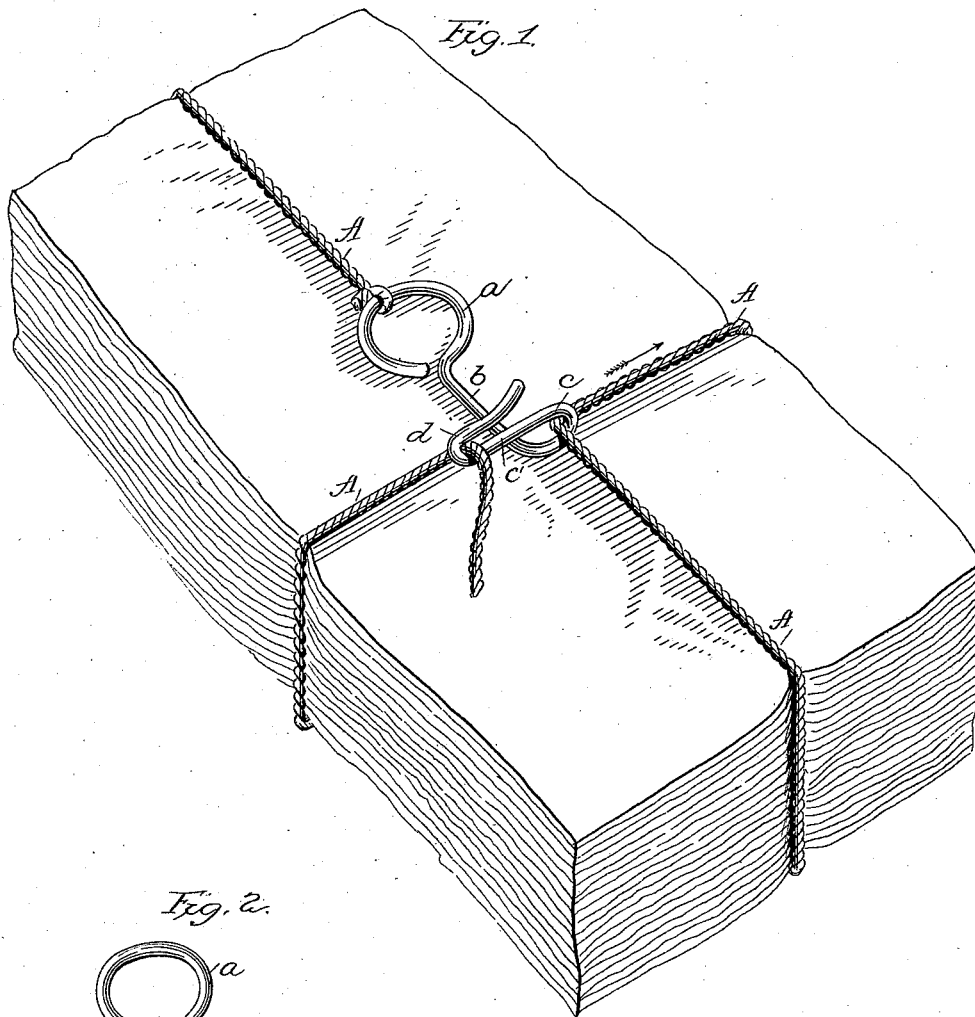


Fig. 2.

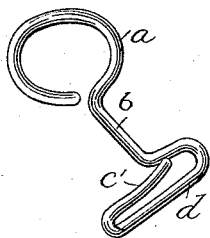
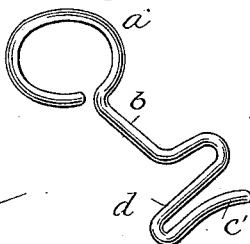


Fig. 3.



Hall & Waldron
Frank L. Middleton

Inventors:
T. T. Gaunt
Chas. S. Allen
by Joyce & Spear
Attys.

UNITED STATES PATENT OFFICE.

THOMAS TOWNSEND GAUNT AND CHARLES SLOVER ALLEN, OF NEW YORK, N. Y.

PACKAGE-HOLDER.

SPECIFICATION forming part of Letters Patent No. 347,235, dated August 10, 1886.

Application filed May 15, 1886. Serial No. 262,290. (No model.)

To all whom it may concern:

Be it known that we, THOMAS TOWNSEND GAUNT and CHARLES SLOVER ALLEN, of New York, in the county of New York and State of New York, have invented a new and useful Improvement in Fastening Devices for Bales, Bundles, and Packages; and we do hereby declare that the following is a full, clear, and exact description of the same.

Our invention is an improved fastening device for bales, bundles, and packages, and relates particularly to that class of fastening devices in which a binding material is used in connection with a metal fastener for securing the ends of said binding material.

The object of the invention is to provide a device so arranged as to be adapted to have one end of the cord or other binding medium permanently secured thereto, and to permit of this medium being passed around upon all four sides of the package, and to permit of the free end being held in place by the said fastening device, which is preferably composed of wire, as shown.

The invention consists of a fastener having means at one end for the permanent attachment of one end of the cord, and at the opposite end a loop, through which the cord is passed after extending lengthwise of the package to be bound, thus allowing the cord to be turned at right angles to bend the package laterally, and the fastener has also a hook having its jaws formed on an angle, into which the free end of the cord is wedged after passing around the bundle laterally, and the bundle is thus entirely encircled, both lengthwise and laterally by the cord, the fastening device holding and sustaining the cord at three points.

In the drawings, Figure 1 shows a convenient form of the invention as applied to a package, and Figs. 2 and 3 show slightly modified forms.

We have shown the fastener as made of round wire and in one piece; but it will be understood that any suitable material may be used, and we do not limit ourselves in this particular.

A ring, *a*, is formed at one end of the fastener, and to this ring the cord or other binding medium *A* is permanently secured. This ring may be of the size shown or smaller, or it may be simply a hook. A straight shank, *b*, extends from this ring, and the end of this

shank is bent at right angles, then upward and over, on a line parallel with the first bend to form a loop, *c*, and this loop serves, when the cord is extended from the ring *a* beneath the package lengthwise, and back again to the fastener, to allow it to be turned at right angles to itself, and extend laterally of the bundle, as shown by the arrow in Fig. 1. The upper branch of the loop *c* is continued past the center of the straight shank above the same, crossing the same at about the point where the bend in the shank is made, and the end of the wire marked *d* is bent around toward the ring *a* above the shank *b* into a crook, shaped as shown. The end *d* is not bent parallel with the branch *c*, but is bent outwardly at a slight angle thereto, so as to form a wedge-shaped opening between the end *d* and the branch *c*, and the cord, after leaving the loop *c* and passing laterally beneath the bundle and up the other side, is inserted into this wedge-shaped opening in the hook, and is securely held therein by the pressure put upon it by the elasticity of the bundle which it secures. It will thus be seen that the pressure caused by the confinement of the contents of the package will tend to give increased security to the holding qualities of the cord and fastening device by reason of the wedge shape of the hook.

As the ring *a* lies flat upon the surface of the package, bale, or bundle, the fastener is held steadily in proper position. As before stated, however, we do not limit ourselves to this ring, as any mode of attachment will answer the same purpose.

As shown in Figs. 2 and 3, the loop and hook may be turned in opposite directions, which will answer the same purpose.

We claim—

A fastening device adapted to be used in connection with a flexible binding medium, consisting of a ring, *a*, having a shank, *b*, a loop, *c*, and a hook, *d*, to receive the free end of the binding medium, substantially as described.

In testimony whereof we have signed our names to this specification in the presence of two subscribing witnesses.

THOMAS TOWNSEND GAUNT.
CHARLES SLOVER ALLEN.

Witnesses:

F. P. BILLOT,
BERNARD KELLY.