

(No Model.)

A. PARTRIDGE.  
SHAVING APPARATUS.

No. 348,576.

Patented Sept. 7, 1886.

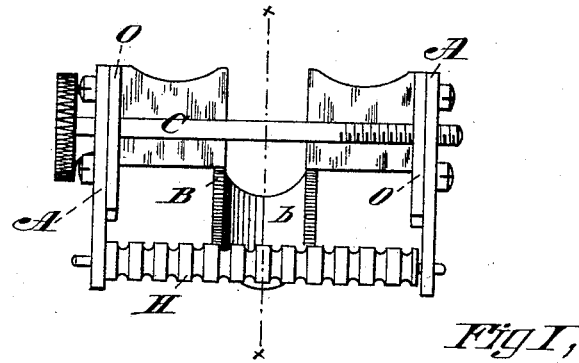


Fig I,

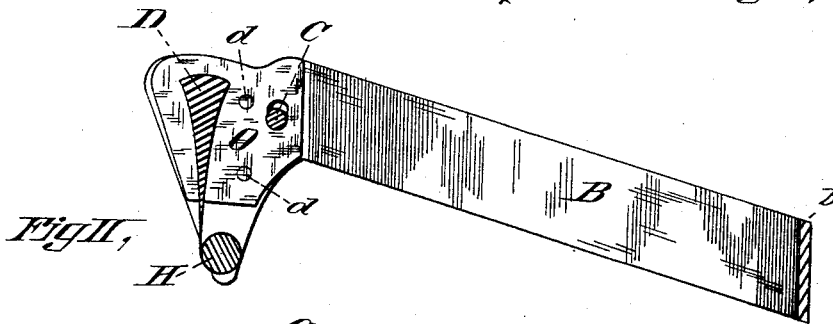


Fig II,

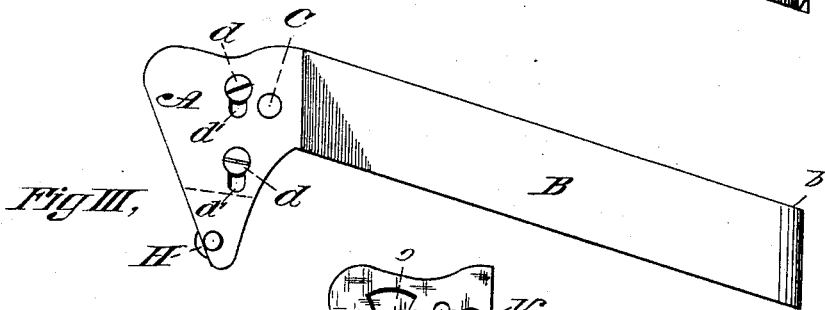


Fig III,

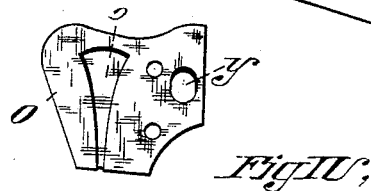


Fig IV,

Witnesses,  
Penn Tyler  
Jesse Perkins

Inventor,  
Andrew Partridge.  
By R F Hyde  
Att'y.

# UNITED STATES PATENT OFFICE.

ANDREW PARTRIDGE, OF SPRINGFIELD, MASSACHUSETTS, ASSIGNOR TO  
THE DIAMOND SAFETY RAZOR COMPANY, OF SAME PLACE.

## SHAVING APPARATUS.

SPECIFICATION forming part of Letters Patent No. 348,576, dated September 7, 1886.

Application filed June 12, 1886. Serial No. 204,945. (No model.)

### *To all whom it may concern:*

Be it known that I, ANDREW PARTRIDGE, a citizen of the United States, residing at Springfield, Hampden county, State of Massachusetts, have invented a new and useful Improvement in Shaving Apparatus, of which the following is a specification.

My invention belongs to that class of shaving apparatus for which patent was granted me September 22, 1885, No. 326,885, and in which hinged jaws or cheek-pieces were operated by a transverse clamp-screw to hold or release the blade inclosed between them, and relates to means for adjusting the blade upon the cheek-pieces relatively to the guard, and to an improved guard for any shaving apparatus in which a guard is requisite.

My invention is fully illustrated in the accompanying enlarged drawings, in which Figure I is a front view of a shaving apparatus, having the blade removed. Fig. II is a side section on the dotted line *x x* of Fig. I, and through a blade. Fig. III is a view of one side of the device, and Fig. IV is a detail view of a part.

A A are jaws having sockets to receive the opposite ends of a blade, D. B is a spring-handle, connecting the jaws and affording a hinge at the loop *b*. C is a transverse clamp-screw, operating in connection with the jaws A A to extend or contract them, and H is a rotating guard extending from jaw to jaw parallel to the blade. These general features are embraced in the before-mentioned patent; but in order to provide means for readily adjusting the blade to the guard, so that as the edge is worn by use it may always be set to the proper position relative to the guard, I combine with the cheek-pieces or jaws A A auxiliary pieces O O, in the form of plates having inner sockets, *o o*, adapted to conform to and firmly seat the ends of the blade D, as seen in Fig. II, and adapted to conform to and rest against the inner faces of jaws A A, so that they move with said jaws as they are operated by screw C. Resting against said jaws, screws *d d* pass from them to the outside of the jaws through elongated openings *d' d'*, having their longer axis in the direction of movement necessary to

bring the edge of the blade close to the guard. The stems of screws *d d*, filling the openings *d' d'* in one direction, compel the movement of plates O O with the blade D to be to or from the guard H, and in the guard in common use a fine line, made in the factory, over the teeth or surface of the guard, and indicating the proper position of the blade-edge, enables any one to restore the blade after honing it without experimenting. The heads of screws *d d* are adapted to come against the outer surface of jaws A A, as shown in Fig. III, to bind the pieces O O to the jaws. The stem of screw C passes through elongated openings *y* in plates O O, having their longer axes in the line of movement of plates O O, so that said screw opposes no obstacle to their movement.

The rotating guard H is shown in the general form of a cylinder journaled at each end in the jaws A A, the advantage of which rotating guard is that when bearing against the skin, and moving over it, it feeds the lather to the blade-edge, and thus not only supplies the lather at the time and exact place needed, but constantly in rotating clears the edge of the blade of the hair cut and mixed with the lather already used.

In the drawings, the roll H is shown grooved and hung to have a slight longitudinal play between the jaws, by means of which the blade is relieved from unequal wear, to which it is liable in a perforated rigid guide.

Now, having described my invention, what I claim is—

The within-described improvement in shaving apparatus, consisting of a pair of jaws, A A, framed together to inclose between them a blade, D, and guard therefor, in combination with auxiliary jaw-pieces O O, provided with means, as *o o*, for rigidly holding the ends of a blade between them, and adapted, substantially as shown, to move over and be adjustable upon said jaws to carry the blade with them, for the purpose set forth.

ANDREW PARTRIDGE.

Witnesses:

R. F. HYDE,  
JASON PERKINS.