

(No Model.)

G. F. EBERHARD.

BUCKLE.

No. 382,516.

Patented May 8, 1888.

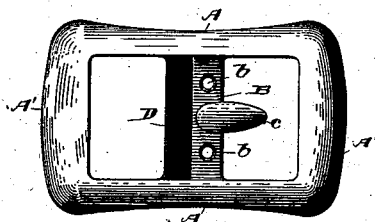


Fig. 1.




Fig. 2.

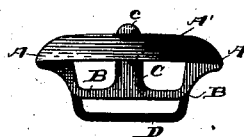


Fig. 3.

WITNESSES.

*C. S. Amstutz*

*Geo. W. King*

*Geo. F. Eberhard*

INVENTOR.

*Siggett* <sup>*By*</sup> *Siggett*  
Attorney.

# UNITED STATES PATENT OFFICE.

GEORGE F. EBERHARD, OF CLEVELAND, OHIO.

## BUCKLE.

SPECIFICATION forming part of Letters Patent No. 382,516, dated May 8, 1888.

Application filed December 27, 1887. Serial No. 259,068. (No model.)

*To all whom it may concern:*

Be it known that I, GEORGE F. EBERHARD, of Cleveland, in the county of Cuyahoga and State of Ohio, have invented certain new and useful Improvements in Buckles; and I do hereby declare the following to be a full, clear, and exact description of the invention, such as will enable others skilled in the art to which it pertains to make and use the same.

My invention relates to improvements in buckles; and it consists in certain features of construction and in combination of parts hereinafter described, and pointed out in the claims.

In the accompanying drawings, Figure 1 is a plan. Fig. 2 is an elevation in longitudinal section. Fig. 3 is an end elevation.

A represents the side, and A' the end members of the buckle, the former being integral with cross-bar B, the said cross-bar in turn being integral with tongue C. The cross-bar may be flat and broad enough to accommodate hole *b* for attaching a strap or other part of the harness to this cross-bar by means of rivets or other suitable fastening. Tongue C for a short distance is about perpendicular to the cross-bar. The tongue is bent approximately at a right angle, as shown more clearly in Fig. 2, the free or hook end thereof, *c*, extending lengthwise of the buckle. The hook end of the tongue prevents the latter from accidentally unfastening, as is frequently the case where the tongue is straight.

A second cross-bar or so-called "keeper-loop," D, is integral with and depends from cross-bar B, the two bars being separated far enough to admit a strap loosely between them. The two bars do not register, by reason of which holes *b* are accessible for fastening the rivets therein—insecuring, for instance, a strap to cross-bar B.

What I claim is—

1. The herein-described buckle, consisting of the frame, the cross-bar located between the end members of the frame, the bent tongue integral with said cross bar, and a second cross-bar located in a plane below the first cross-bar and forming a loop, substantially as set forth.

2. The herein-described buckle, consisting of the frame, the cross-bar located between the end members of the frame and provided with the bent tongue and with perforations for permanently attaching a strap-end, and a second cross-bar located in a plane below the first cross-bar and forming a loop, substantially as set forth.

In testimony whereof I sign this specification, in the presence of two witnesses, this 27th day of October, 1887.

GEORGE F. EBERHARD.

Witnesses:

CHAS. H. DORER,  
ALBERT E. LYNCH.