

(No Model.)

E. REYNOLDS.

RUBBER STAMP.

No. 383,321.

Patented May 22, 1888.

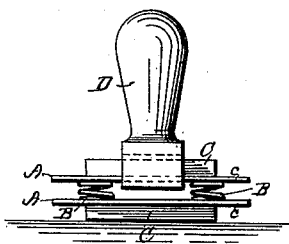


FIG. 1.

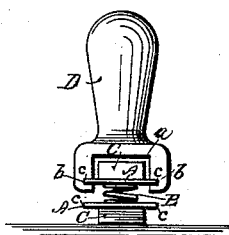


FIG. 2.




FIG. 3.

WITNESSES.

Joseph J. Scholfield.
James W. Beaman.

INVENTOR.

Edwin Reynolds.
per S. Scholfield.
Attorney.

UNITED STATES PATENT OFFICE.

EDWIN REYNOLDS, OF PROVIDENCE, RHODE ISLAND.

RUBBER STAMP.

SPECIFICATION forming part of Letters Patent No. 383,321, dated May 22, 1888.

Application filed January 15, 1887. Serial No. 224,496. (No model.)

To all whom it may concern:

Be it known that I, EDWIN REYNOLDS, a citizen of the United States, residing at Providence, in the State of Rhode Island, have invented an Improvement in Rubber Stamps, of which the following is a specification.

My invention consists in the combination of two die-plates with an intervening spring, and in the combination of the said die-plates with a handle, which can be removably attached to either one of the die plates.

Figure 1 is a side elevation showing the die-plates and dies, connecting-spring, and handle. Fig 2 is an end elevation of the die-plates and dies with the handle. Fig. 3 is a perspective view of the die plates and the rubber dies attached thereto.

In the accompanying drawings, A A are die-plates, which may be made of any suitable thickness or material, the same being connected to each other by means of the intermediate spiral springs, B B. To the plates A A are secured the printing-dies C C, which are made of rubber or any other suitable material. The handle D is provided with a groove or recess, *a*, which is adapted to receive the die C, and also, at the opposite sides of the said groove or recess, with the holding-grooves *b b*, which are adapted to receive and hold the longitudinal edges *c c* of the die-plate A, as

shown in Fig. 2. Either of the die-plates A may be secured to the handle D, thus bringing either one of the printing-dies C into use, as desired.

The die-plates A may be made slightly tapering, so as to fit tightly in the grooves *b b*, or they may be otherwise removably secured within the said grooves.

The intervening spring may be made of any desired form or material, and by my improvement the printing-die C will always be held fair upon the surface to be printed by reason of the elastic connecting medium between the die-plates.

I claim as my invention—

1. In combination, the opposite rubber dies, the equal die-plates projecting at their edges beyond the corresponding edges of the attached rubber dies, and the intervening spring, which serves to connect the said die-plates and dies to each other in one instrumentality, substantially as and for the purpose specified.

2. In combination, the grooved handle, the opposite die-plates, and the intervening spring, substantially as described.

EDWIN REYNOLDS.

Witnesses:

SOCRATES SCHOLFIELD,
JOSEPH J. SCHOLFIELD.