

(No Model.)

J. A. BUCKWALTER.

DUST FLUE FOR STOVES.

No. 383,386.

Patented May 22, 1888.

Fig. 1.

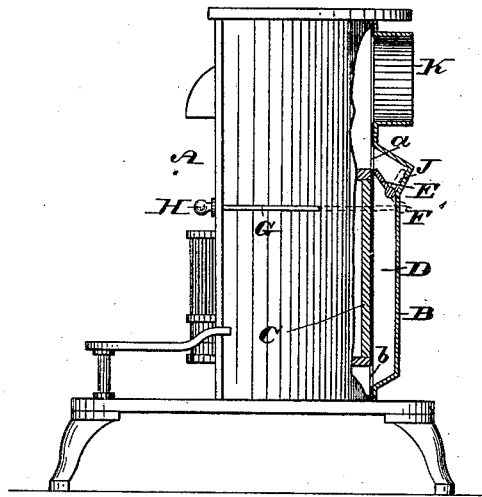


Fig. 2.

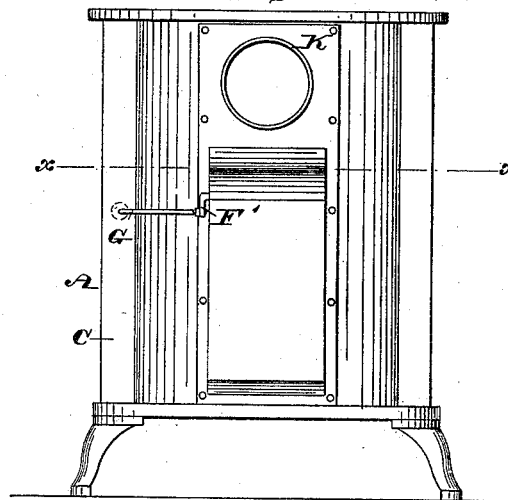
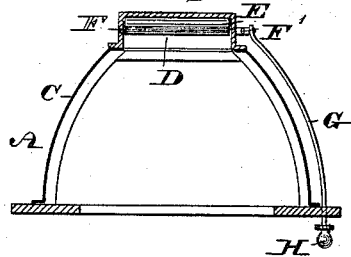


Fig. 3.



WITNESSES:

Th. Rolle.  
Jas. A. Kelly.

INVENTOR:

Jos. A. Buckwalter  
BY Dieterheim Hinters  
ATTORNEYS.

# UNITED STATES PATENT OFFICE.

JOSEPH A. BUCKWALTER, OF ROYER'S FORD, PENNSYLVANIA, ASSIGNOR TO  
THE BUCKWALTER STOVE COMPANY, OF SAME PLACE.

## DUST-FLUE FOR STOVES.

SPECIFICATION forming part of Letters Patent No. 383,386, dated May 22, 1888.

Application filed June 21, 1887. Serial No. 241,971. (No model.)

*To all whom it may concern:*

Be it known that I, JOSEPH A. BUCKWALTER, a citizen of the United States, residing at Royer's Ford, in the county of Montgomery, State of Pennsylvania, have invented a new and useful Improvement in Dust-Flues for Stoves, which improvement is fully set forth in the following specification and accompanying drawings.

My invention consists in providing an open-fire stove with a dust-flue, which is easily operated and of inexpensive construction, as will be hereinafter fully set forth.

Figure 1 represents a partial vertical section and partial side elevation of a dust-flue for a stove embodying my invention. Fig. 2 represents a rear view thereof. Fig. 3 represents a horizontal section in line *x x*, Fig. 2.

Similar letters of reference indicate corresponding parts in the several figures.

Referring to the drawings, A represents an open-fire stove, which is of usual construction.

B represents a casting, which is of the form of a channel secured to the back C of the body of the stove and extending in a vertical direction, forming with said back a flue, D, whose ends are in communication with the interior of the stove, respectively above and below the grate, for which purpose openings *a b* are formed in the back C.

Within the flue is a valve, E, whose journals F are mounted on the side walls of the casting B and having crank F' for attachment of a rod or arm, G, which passes along the side of the stove and extends through the front wall thereof, so as to be accessible for operating or opening and closing the valve. The front end of the rod has a knob or button, H, forming a handle, the same, when the rod is pushed in to close the valve, also serving as a stop when the valve is placed in proper position, thus limiting the closing motion of the valve and preventing it from jamming with the walls of the flue D.

When the rod is drawn out the valve is opened, and it is evident that when the fire is raked dust or ashes may now enter the flue

through the opening *b* and escape therefrom through the opening *a* into the stove, from whence it is directed through the usual exit-opening into the smoke flue or pipe.

The portion of the casting adjacent to the valve is set back somewhat obliquely, forming a shoulder, J, against which the valve abuts when opened, the same providing an increased space for the play of the valve while limiting the motion of the latter and preventing jamming of the same with the walls of the flue D. The top wall of said oblique portion is inclined upwardly, forming a deflector, which directs the ashes toward and through the opening *a* in the back of the stove in close proximity to the collar K, said inclined top wall preventing the ashes from being materially checked in their ascent, it being noticed that the upper end of said top wall joins the casting just below said collar K without projecting into the stove.

The casting is prolonged upwardly, and has the pipe-collar K integral therewith, thus lengthening the casting and strengthening the back C, which in stoves of this class is generally made of sheet-iron, and avoiding expense of two castings.

Having thus described my invention, what I claim as new, and desire to secure by Letters Patent, is—

A stove having a sheet-iron body with the openings *a* and *b* in the back thereof, said openings being respectively above and below the grate of said stove, and provided with a casting adapted to be secured to said stove, said casting having a channel forming the passage D between said openings *a* and *b*, a rearwardly-projecting portion, J, and smoke-flue K, and a damper, E, pivoted in the upper part of said passage D, and adapted to rest on said portion J of the casting when the passage D is open, said parts being combined, substantially as and for the purpose set forth.

JOSEPH A. BUCKWALTER.

Witnesses:

WM. S. ESSACK,  
DAVID SPRINGER.