

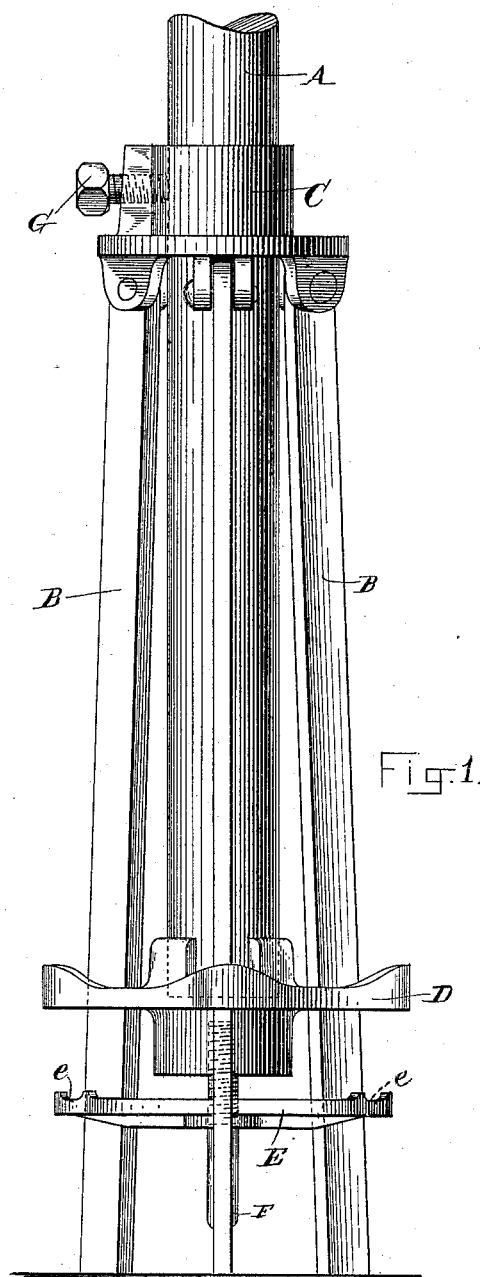
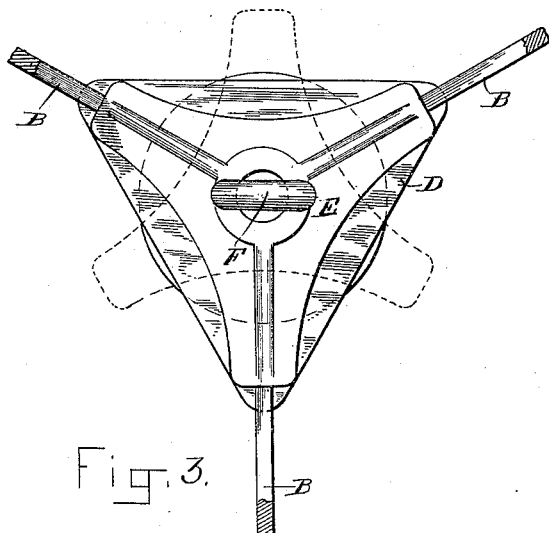
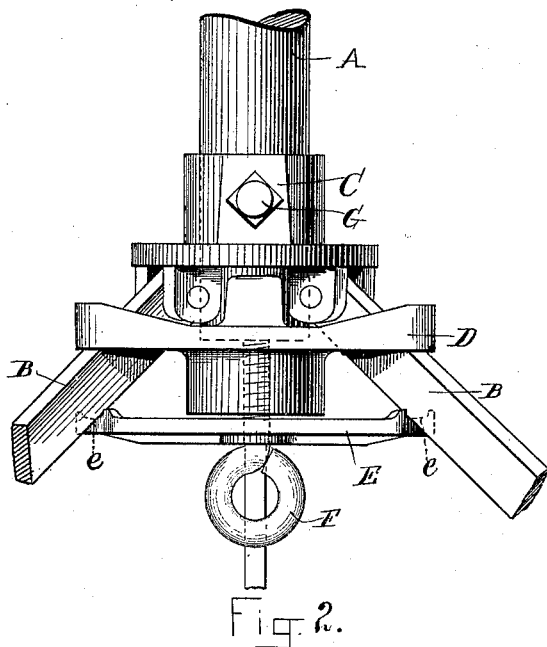
(No Model.)

E. M. McPHERSON.

DRESS FORM.

No. 383,535.

Patented May 29, 1888.



WITNESSES:
Amos M. Lyman.
Chas. H. Drew.

INVENTOR:
Eugene W. McPherson.
by Chas. J. Pinner,
his attorney.

UNITED STATES PATENT OFFICE.

EBENEZER M. McPHERSON, OF BOSTON, MASSACHUSETTS.

DRESS-FORM.

SPECIFICATION forming part of Letters Patent No. 383,535, dated May 29, 1888.

Application filed December 10, 1887. Serial No. 257,560. (No model.)

To all whom it may concern:

Be it known that I, EBENEZER M. McPHERSON, a citizen of the United States, residing at Boston, in the county of Suffolk and State of Massachusetts, have invented certain new and useful Improvements in Standards for Dress-Forms; and I do hereby declare that the following is a full, clear, and exact description of the invention, which will enable others skilled in the art to which it appertains to make and use the same.

My invention consists of an improvement in standards—such as are used for supporting dress-forms, garment-stands, and similar articles. It is desirable that the post of the standard used for such purpose should have the smallest possible diameter consistent with the strength required, in order to occupy the least space in transportation. It is of course necessary that the standard should have a broad base to support it, and for this purpose legs or feet have heretofore been provided, sometimes rigidly fixed to the standard and sometimes capable of folding for convenience in packing. In the case of folding feet or legs they have never prior to my invention been firmly secured when spread, which has resulted in an unsteady support.

Figure 1 is a side elevation of the standard with the legs folded. Fig. 2 is a similar view with the legs spread. Fig. 3 is a plan view of the bottom.

Similar letters indicate corresponding parts in all the figures.

A is the post of the standard.

B B are the legs, the upper ends of which are pivoted to the sliding collar C. The legs are made to fit into holes in the casting D, which is riveted to the post or secured in any suitable way, through which the legs are permitted to slide and spread sufficiently to form a suitable base of support.

My invention is particularly adapted for use in a tripod or standard having three legs.

E is a metal plate, which is supported by the screw-eye F, which fits into a hole in the casting D or the bottom of the post A. The plate E is provided with a hole, through which the screw-eye passes, which is larger than the shank of the screw-eye, so that when the screw-

eye is turned up against it the plate may adjust itself and bear equally against all the legs by sliding laterally. Without this plate and the provision for its lateral adjustment it is practically impossible to hold the legs firmly, because it would be too expensive for the purposes for which my invention is designed to make the casting D and the connections of the legs to the collar C so accurate that a plate not provided with means for a lateral adjustment would bear equally against and firmly hold all the legs when screwed up against them. By providing the plate E with a hole considerably larger than the shank of the screw-eye F the plate must laterally adjust itself until it bears firmly against all the legs.

When the standard is to be used, the collar C is pushed down upon the casting D, as shown in Fig. 2, and then the metal plate E, which is provided with notches *e e* in its periphery, to correspond with each leg of the standard, is turned so that each leg bears in one of the notches *e e*. The screw-eye F is then turned up until the plate E bears equally against the legs and firmly clamps them in the holes in the casting D. The legs are thereby rigidly held in place and a perfectly steady support is formed. When the standard is to be closed for packing, the collar C is drawn up, as shown in Fig. 1, and may then be fixed to the standard by the set-screw G, if desired. The set-screw G may be dispensed with and the legs held up when folded by placing the plate E so that the legs will rest upon it, and then turning up firmly the screw-eye F.

I do not limit myself to the precise form of the casting D. Any guides to direct and hold the legs would be within my invention. Neither do I limit myself to the precise form of the plate E, which may be made circular, or of any shape which will permit it to be clamped against the legs. I prefer, however, to have the plate triangular in shape, because the legs may be folded by giving the plate a quarter-turn without removing it, as shown by the dotted lines in Fig. 3.

What I claim as my invention is—

1. In a dress-form, the combination, with a post or standard provided with three legs or feet suitably hinged or pivoted to it, of the

casting D, and a laterally-adjustable plate, E, provided with means for clamping it against the legs, substantially as described.

2. In a dress-form, the combination of the
5 post A, sliding collar C, legs B B, suitable guides to direct and hold the legs, the screw-eye F, and the plate E, provided with a hole in its center larger than the shank of the

screw-eye F, so arranged that the plate E can laterally adjust itself to and be clamped against 10 the legs B B, substantially as described.

EBENEZER M. McPHERSON.

Witnesses:

CHAS. F. PERKINS,
ANTON M. LYMAN.