

(No Model.)

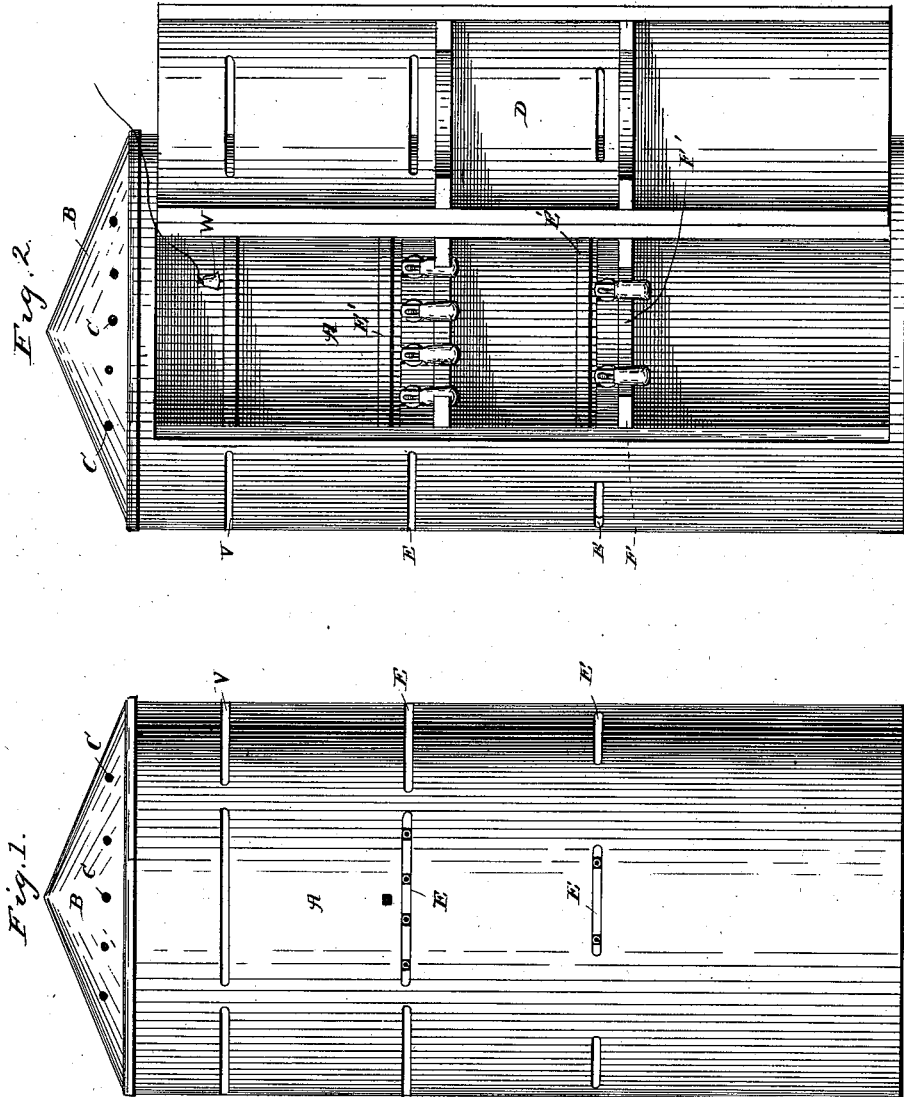
2 Sheets—Sheet 1.

P. F. MILLIGAN.

PORTABLE BULLET PROOF WATCH BOX.

No. 383,752.

Patented May 29, 1888.



Witnesses.

Colwin L. Bradford.

H. J. Eunis.

Inventor,

Patrick F. Milligan.

(No Model.)

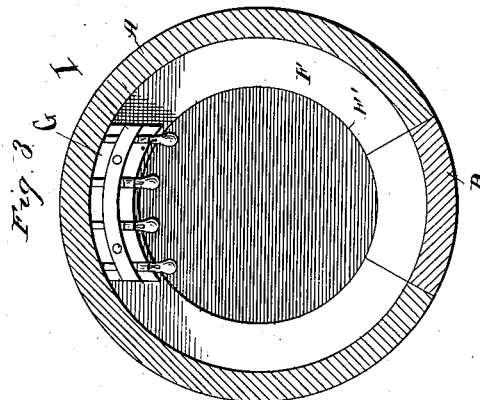
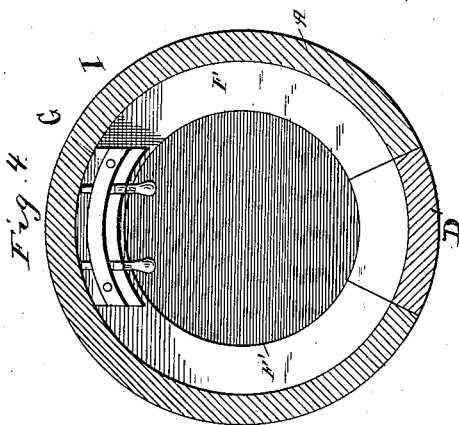
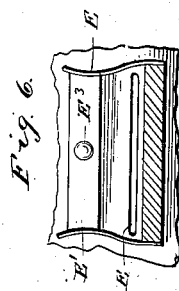
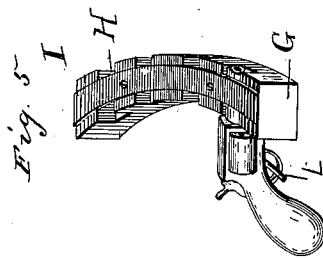
2 Sheets—Sheet 2.

P. F. MILLIGAN.

PORTABLE BULLET PROOF WATCH BOX.

No. 383,752.

Patented May 29, 1888.



Witnesses.

Edwin L. Bradford.

H. F. Ennis.

Inventor.

Patrick F. Milligan.

UNITED STATES PATENT OFFICE.

PATRICK F. MILLIGAN, OF WASHINGTON, DISTRICT OF COLUMBIA.

PORTABLE BULLET-PROOF WATCH-BOX.

SPECIFICATION forming part of Letters Patent No. 383,752, dated May 29, 1888.

Application filed July 27, 1887. Serial No. 245,420. (No model.)

To all whom it may concern:

Be it known that I, PATRICK F. MILLIGAN, a citizen of the United States, residing at Washington, in the District of Columbia, have
5 invented a new and useful Bullet-Proof Watch-Box and Masked Battery, of which the following is so full, clear, and exact a description as will enable others skilled in the art to which my invention appertains to make and use the
10 same, reference being had to the accompanying drawings, in which—

Figure 1 is a front side elevation of the watch-box. Fig. 2 is a rear side elevation of the same with the door open to expose the interior and showing the position of the batteries therein. Fig. 3 is a transverse section showing a battery consisting of four revolvers. Fig. 4 is a similar view with the battery consisting of but two revolvers. Fig. 5 is a detail representation of the battery-support, showing a revolver in position thereupon. Fig. 6 is a detail representation of one of the cushions for closing the port-holes of the watch-box.

25 Like letters of reference designate like parts in the several views.

The object of my invention is to construct a means, especially adapted for use on postal, mail, and express cars, which will enable the
30 watchman or other person to effectually protect the persons and property in his charge without any danger of being overpowered or injured in any manner whatever, no matter what the size of the attacking force should
35 happen to be or from what point or points he is attacked.

Another object of my invention is to construct a means by which all the fire-arms composing a battery may be fired simultaneously
40 and with one effort.

Still another object of my invention is to construct a device of the character set forth which will be capable of permitting the fire-arms to be independently adjustable with respect to each other in order to cover any desired point or points.

The objects, generally, of my invention are to construct a means of protection against robbers, &c., especially adapted for use on mail
50 and express cars, which shall be extremely simple in its construction and have no complicated parts liable to get out of order, in-
55

pensive in its cost of manufacture, and which shall be so effective in its operation as to readily recommend itself to those requiring such a device.

To these various ends my invention consists in certain peculiarities in the construction, arrangement, and combination of parts, substantially as will be hereinafter fully described,
60 and particularly pointed out in the appended claims.

Referring to the drawings, the watch-box is designated by the letter A, and is provided with a top or cover, B, preferably constructed
65 of galvanized iron and secured to the said box A in any suitable and well-known manner. This top B is formed with perforations C for the entrance into the box of fresh-air currents in order to ventilate the same.

The watch-box A is preferably made cylindrical in form, and it is quite obvious that it can be made of any size or material suitable for the purpose, the only essential being that it shall be bullet-proof, so that the person within
75 it will be fully protected against the bullets of the attacking party. A door, D, is formed in the watch-box, serving as a means of entrance and exit therefor, and the said watch-box is also formed with two or more series of elongated slots, E, extending longitudinally of it
80 and situated at suitable distances apart, as shown. These slots E form port-holes for the batteries hereinafter described, which batteries rest upon circular tables F, situated in the
85 interior of the watch-box a suitable distance below the said port-holes E, and the ends of these tables terminate at a point immediately opposite the sides of the door D and are cut out in their central portion, as F', to receive
90 the occupant of the box. The watch-box is further formed with an opening, V, for the eyes, of any desired width inside and slanting down outside, so as to cause the angle of vision to come as close to the box as possible, afford-
95 ing the watchman a clear view of the surroundings.

The port-holes E are kept normally closed by means of bullet-proof cushions E', situated in the interior of the watch-box and working
100 in grooves formed in the said watch-box. These cushions E' are held in position by means of springs E'', and they are provided with knobs or handles E''' for convenience in

raising and lowering them. It will thus be observed that there will be no openings in the watch-box through which the person therein would be liable to be hit; but a solid bullet-proof surface will be presented to resist the bullets of the attacking party, the only opening being the one through which the watchman or other person defending the car is firing.

An alarm-bell, W, is situated at a suitable position within the watch-box, and is intended to arouse the watchman in the event of his slumbering, and in order to accomplish this result it is my intention to have it connected with some suitable mechanism (not shown) set to some suitable place of ingress which will cause the bell to ring upon being touched or pulled. It will be quite obvious that the bell may be connected with the passenger or other cars of the train, so that the conductor or some other person can notify the watchman, in case the passenger-cars are the first to receive the attention of the robbers.

I have thus described the construction of the watch-box, and will now proceed to describe the construction of the batteries designed to be used in connection therewith.

The battery-support consists of the base piece, G, and is formed on its upper surface with a series of recesses or grooves, H, to receive the barrels of the revolvers, which are held therein against accidental displacement by means of a rod or strip, I, as shown. A bar, L, (one end of which is shown in Fig. 6,) passes through the trigger-guards M of the revolvers, and is adapted to rest against the forward face of the triggers. It will thus be seen that all of the revolvers composing a battery will be fired simultaneously and with one effort by the operator grasping this bar and pulling it toward him.

The revolvers used in my batteries will obviously be of that class technically known as "double action," and the recoil is taken up by both hands of the operator and the weight and friction of the batteries on the tables. It is my practice to have four of these batteries in the watch-box, and to so construct them that they will be capable of being swept around on the tables F from one port-hole to another, or to any desired intermediate position, the solid spaces between the port-holes being preferably less than the spaces between the revolvers, and to facilitate this movement of the batteries they may be provided with rollers, if desired; but I do not wish to be understood as limiting myself to having the batteries loosely mounted on the tables, as obviously I may secure them to the said tables—one at each port-hole—and the operator will thus be enabled to discharge two batteries at the same instant, one with each hand. Nor do I wish to be understood as limiting myself to the number of batteries employed or to the number of

revolvers used in each battery, as the numbers may be varied to suit different circumstances. 65

The watch-box will by preference be situated in the center of the car in a direct line with all of the doors, and will be secured to the floor by any suitable number of screws or bolts. It may be well to state here that it has been practically demonstrated by experiment that where a battery of four revolvers carrying six bullets each is used, it is capable of being discharged in a very few seconds so that terrible havoc can be wrought in the ranks of the attacking party. If so desired, the movable bar L can be withdrawn and the revolvers fired separately or in pairs by the hands of the operator. 70 75

As there may be cases in which to secure protection a segment or half of the watch-box would be desirable for want of room, and where the back would be protected—such as a locomotive and tender, where the distance between them is cramped—I would place a segment on each side, with two batteries which could be moved to either side. These segments would be hinged to the cab, and would swing around to give free ingress and egress. Thus robbers would be effectually prevented from controlling the engine. 80 85 90

In the practical construction of my invention it will doubtless be found that many of the details of construction might be advantageously varied, and I do not wish to be understood as limiting myself to the exact construction and arrangement of parts herein shown and described, but reserve the liberty of varying the details without departing from the general spirit of my invention. 95 100

Having now described the objects, uses, and advantages of my invention, and having described a preferred means for carrying the same into effect, what I believe to be new, and desire to secure by Letters Patent, and what I therefore claim, is— 105

1. A watch-box formed with port-holes for the batteries and openings for the eyes, in combination with sliding bullet-proof cushions adapted to normally close the said port-holes, and springs for holding the cushions in position, all arranged substantially as shown and described. 110

2. In a battery of the character herein described, the base-piece formed with a series of recesses, in combination with revolvers the barrels of which are adapted to rest in the said recesses, rods for securing them therein, and a bar resting against the forward face of the triggers of the revolvers and adapted to discharge them simultaneously when pulled. 115 120

PATRICK F. MILLIGAN.

Witnesses:

H. J. ENNIS,
GEO. J. CHAPMAN.