

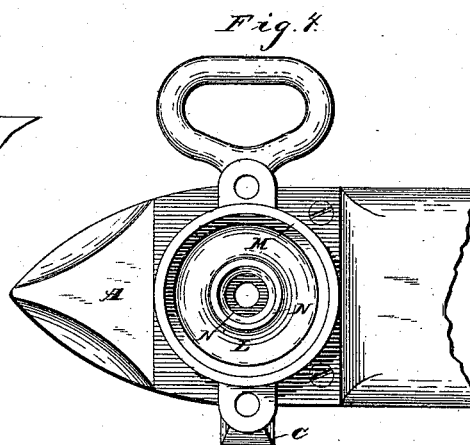
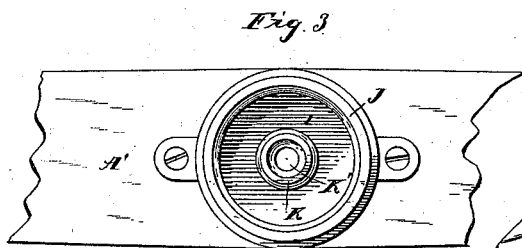
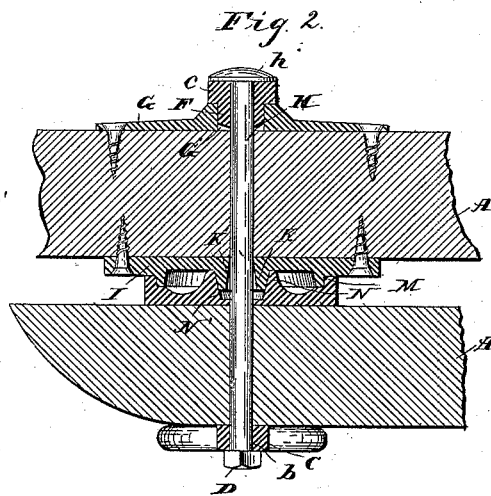
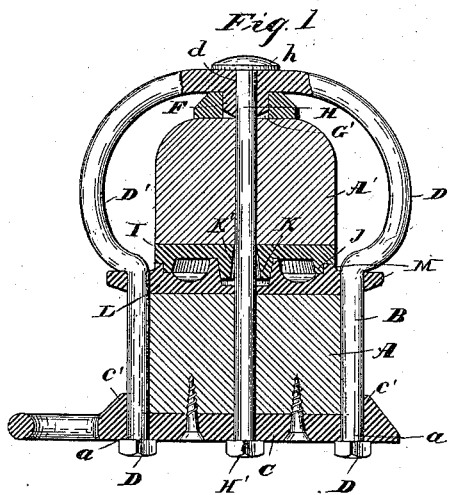
(No Model.)

W. M. MYERS & A. SMITH.

CLIP FOR WHIFFLETREES.

No. 383,900.

Patented June 5, 1888.



Witnesses:

Edwin C. Bradford.

Frank Vorian.

Inventor. and
William M. Myers, and
Augustus Smith,

By their Attorney in fact
Chas E. Barber.

UNITED STATES PATENT OFFICE.

WILLIAM M. MYERS AND AUGUSTUS SMITH, OF COSBY, MISSOURI.

CLIP FOR WHIFFLETREES.

SPECIFICATION forming part of Letters Patent No. 383,900, dated June 5, 1888.

Application filed October 25, 1887. Serial No. 253,316. (No model.)

To all whom it may concern:

Be it known that we, WILLIAM M. MYERS and AUGUSTUS SMITH, citizens of the United States, residing at Cosby, in the county of Andrew and State of Missouri, have invented certain new and useful Improvements in Clips for Eveners, of which the following is so full, clear, and exact a description as will enable others skilled in the art to which our invention appertains to make and use the same, reference being had to the accompanying drawings, in which—

Figure 1 is a transverse section of our improved clip for eveners, showing it as securing the single and double trees together. Fig. 2 is a longitudinal section of the same; and Figs. 3 and 4 are a top and a bottom plan, respectively, showing the manner of attachment to the trees.

Like letters of reference designate like parts in the several views.

The object of our invention is to construct a clip for eveners which will be extremely simple in its construction, inexpensive in its cost of manufacture, and in which the durability of the singletree will be greatly increased.

Another object of our invention is to construct a device of the character set forth, which will permit the singletree to have an extended range of movement without damaging it or the clip.

The object, further, of our invention is to construct a clip for eveners which will allow the singletree to have free and easy movement, and which will positively prevent its rattling.

Still another object of our invention is to construct a device of the above character, in which the entire friction will be below the singletree, so that the device can be tightened to any extent desired without interfering with the movement of the singletree.

Still another object of our invention is to construct a device of the character set forth, which will be capable of being tightened to compensate for wear in the singletree.

The objects, generally, of our invention are to construct a clip for eveners which will obviate the disadvantages heretofore experienced in devices of this character, and to provide one which, from its simplicity of construction, cheapness of manufacture, and durability, will

readily recommend itself to the great masses of people requiring such a device.

To these ends our invention consists in certain peculiarities in the construction, arrangement, and combination of parts, substantially as hereinafter described, and particularly pointed out in the claims at the end of the specification.

Referring to the drawings, A represents a doubletree, and A' the singletree. The doubletree and the singletree are secured together by means of the clevis B, the lower extremities, *a a*, of which are screw-threaded and fit into perforations *b b*, formed in a plate, C, secured to the bottom of the doubletree, and the clevis B is held securely against displacement by means of nuts D D. It will be observed that the portion of the doubletree with which the clevis comes into contact is recessed, in order to permit the same to be partially embedded in the said doubletree to prevent loosening and displacement of the parts. A bolt, H, extends entirely through the single and double trees, and is formed with a head, *h*, at its upper extremity, and is screw-threaded at its lower extremity for the reception of a nut, H', by means of which the device can be adjusted to compensate for wear in the singletree, or for any other purpose. The plate C is preferably formed with lugs *c'* at either extremity, against which the whiffletree abuts, and which obviously keeps the whiffletree from lateral displacement and serves to strengthen the said plate at the point where strength is essential, as will be readily comprehended.

The portion B' of the clevis B, which is situated above the doubletree and opposite the singletree, is curved outwardly or distended, as shown. This is a feature of prime importance in our invention, inasmuch as it permits the singletree to have an extended range of movement without coming into contact with the clevis or the singletree to injure it or the singletree, which was a frequent occurrence with the old form of straight clevis, as when the singletree became worn or loose it would oscillate a greater distance than before, and by coming forcibly into contact with the said clevis was liable to bend and break it and the singletree. The upper extremity of the clevis B is formed with an enlargement or head, *c*,

having a slot, *d*, for the reception of the bolt H, and also with a downwardly-projecting lug, F, likewise formed with a slot registering with the slot *d*, and preferably made smaller in circumference than the head *c*, for the purpose hereinafter described.

A plate, G, is secured to the top of the singletree, and is preferably enlarged at its central portion, which is formed with a slot, G', for the reception of the lug F, which construction, it will be observed, will keep the parts in position, even though the bolt H were to become broken, and thus furnishes a double security in case of breakage.

The under side of the singletree is provided with a plate, I, which may be secured to it in any suitable and well-known manner, and is formed with a circular lug or projection, J, at or near its circumference, and also with a lug or projection, K, at its center, having a slot, K', for the reception of the bolt H; and the upper side of the doubletree is provided with a bearing-plate, L, having a lug or projection, M, corresponding in form to the lug K, but made of sufficient size to encircle the said lug K, and the said plate L is also formed with a lug or projection, N, at its center, which receives the lug K, and is likewise formed with a slot, N', for the reception of the bolt H.

From the foregoing it will be observed that the bearing for the singletree is formed by the plates G and L, which coincide with each other and which are held from accidental displacement by means of the bolt H, which passes through the said plates and through the whiffletree and singletree to and through the upper extremity of the clevis B, and is held from displacement by the nut at its lowermost extremity, which obviously permits the device to be adjusted to compensate for the usual wear in the singletree, and thereby prevents rattling.

Another important fact to be observed is that when the clevis is tightened the junction of its straight portion and curved portion will receive the pressure and transmit it to the bearing-plate L, which, obviously, will effectually tighten the clevis on the doubletree without causing any friction above the said bearing-plate, and the movement of the singletree will not be interfered with, no matter how tight the clevis might be secured.

We do not wish to be understood as limiting ourselves to the precise construction and arrangement of parts herein set forth, as many of the details might be varied at will without departing from the general spirit of our invention or in any manner interfering with its usefulness.

Having now described the construction, objects, and advantages of our invention, and having described a preferred means of carrying the same into effect, what we believe to be new and desire to secure by Letters Patent, and what we therefore claim, is—

1. In a clip for eveners, the combination, with the whiffletree and singletree, of a clevis having its upper portion curved outwardly and formed with a downwardly-projecting lug, and a plate on the singletree, substantially as shown and described.

2. In an evener-clip, the combination, with the doubletree, a bearing-plate secured thereto having outer and inner circular lugs or projections, of a singletree also provided with a plate having corresponding lugs or projections adapted to encircle those of a doubletree, a clevis having its ends passing through openings of the doubletree-plate, and a bolt passing through the opening of the clevis and through openings of the plates and single and double trees, as shown and described.

3. In an evener-clip, the combination, with the whiffletree having grooves in its sides, for the purpose set forth, and the singletree, of a clevis having screw-threaded extremities and consisting of a straight portion and a distended portion, the straight portion being partially embedded in the whiffletree, nuts on the said clevis, a plate on the bottom of the whiffletree having flanges at either extremity and formed with perforations for the reception of the extremities of the clevis, a bolt for securing the parts together, and a nut on the extremity of the said bolt.

In testimony whereof we affix our signatures in the presence of two witnesses.

WILLIAM M. MYERS.
AUGUSTUS SMITH.

Witnesses:

GEO. W. HINTON,
LOUIS P. GREENE.