

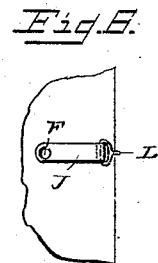
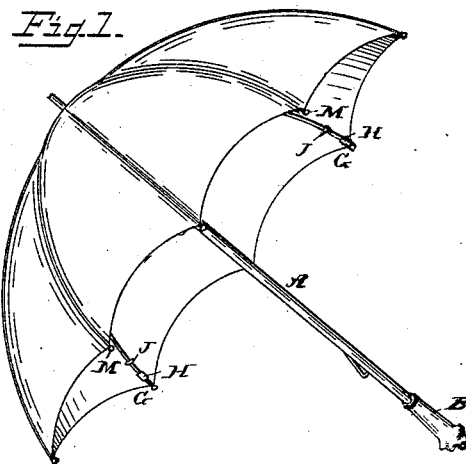
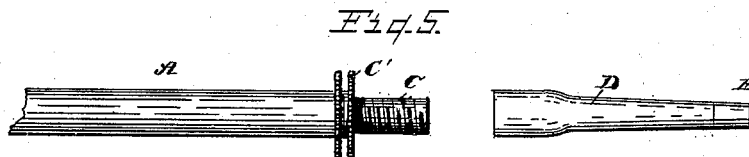
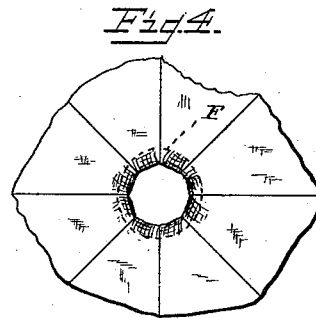

(No Model.)

H. ALFMAN & L. SCHARFF.

UMBRELLA.

No. 384,551.

Patented June 12, 1888.



Witnesses,
Edwin L. Bradford,
Charles J. Stockman.

Inventors,
Harry Alfman, and
Leopold Scharff.
By their Attorney
A. F. Lemmes.

UNITED STATES PATENT OFFICE.

HARRY ALFMAN AND LEOPOLD SCHARFF, OF MOBILE, ALABAMA.

UMBRELLA.

SPECIFICATION forming part of Letters Patent No. 384,551, dated June 12, 1888.

Application filed July 16, 1887. Serial No. 244,433. (No model.)

To all whom it may concern:

Be it known that we, HARRY ALFMAN and LEOPOLD SCHARFF, citizens of the United States, residing at Mobile, in the county of Mobile and State of Alabama, have invented certain new and useful Improvements in Umbrellas, of which the following is such a full, clear, and exact description as will enable others skilled in the art to make and use the same, reference being had to the appended drawings, forming a part hereof.

This invention relates to certain new and useful improvements in umbrellas, both as regards the construction of the ribs and of the covering; and the object of the invention is to construct an umbrella with a detachable covering which can in a few moments be removed from or attached to the frame, as may be desired.

Another object of the invention is to so construct the frame that the owner may be able to use the same frame for a variety of coverings—for instance, a covering to match or harmonize with each dress, supposing the owner to be a lady.

Another object of this invention is to so construct the frame that it will vary as little as possible from those ordinarily made, so that the manufacturer will be put to little or no additional cost in the manufacture of them.

In the accompanying drawings, forming a part of this specification, and on which similar letters of reference indicate the same or corresponding features, Figure 1 represents a perspective view of an umbrella made in accordance with our invention. Fig. 2 is a detached view of one of the ribs and its attached arm. Fig. 3 is a detached sectional view of a portion of a rib, more clearly showing the interior construction thereof. Fig. 4 is a view showing the construction of the center of the covering. Fig. 5 is a detached view of the handle or stick; and Fig. 6 is a detached view of the strap used for fastening the cover to the frame.

The letter A designates the stick of the umbrella, the same having a handle, B, of the usual or any approved construction and terminating at the other end in a screw-threaded extension, C, at the base of which is the usual

ring, C', for receiving the upper ends of the ribs, as more clearly seen in Fig. 5. On this screw-threaded extension C fits the cap D, the same being of wood or metal, as desired, and having its larger end provided with an interior screw-thread, so as to screw upon the extension C, and having its other end provided with a ferrule, E, as usual. The different portions or pieces of material constituting the covering of the umbrella, instead of coming together at the center, as is usual, leaving only a very small aperture through which the stick is pushed, terminate in, in this instance, or, rather, are fastened to, a ring, F, as seen in Fig. 4, and the extension C is pushed through this ring, the latter resting upon the ring C', and the cap D is then screwed on and securely holds the covering in place.

The cover on its lower edge (as at G) has secured to it, by sewing or otherwise, the metallic fasteners H, the same being of spherical form, hollow throughout their length, and provided on one side or edge with an eye, I, by means of which it is secured to the cover. These are sewed at the edge of the seams, and through them the rod N, as hereinafter described, is passed.

Just above the point where the fasteners H are secured, and also sewed to the cover at or very near the seam, are the straps J, the same consisting of a band preferably of the same material as the cover, (though not necessarily so,) provided with an aperture, K, at one end and a hook, L, at the other. The purpose of this strap J is to embrace the rib, the aperture K being fastened upon the hook L, thus firmly holding the cover to the frame.

The rib we use with our umbrella, instead of terminating in the usual knob, M, is somewhat cut off and drilled or bored out for a small portion of its length, as seen in Fig. 3, and a separate holding-rod, N, having a knob, M, at one end and provided with a screw-thread at the other, is inserted through the fastener H and screwed up into the rib, so that when it is desired to uncover the umbrella-frame these rods N are first removed by unscrewing them from the ribs, and the cover, with the fasteners H, can then be readily and easily slipped off, the cap D having also been removed.

Having thus fully described our invention, what we claim as new, and desire to secure by Letters Patent, is—

1. In an umbrella, the combination, with the stick having a handle at one end and a detachable cap at the other and surrounded by a series of ribs, of a covering having straps sewed thereto provided with hooks and eyes, said straps being constructed and adapted to encircle and hold the covering to the ribs.

2. In an umbrella, the combination, with the stick having a handle at one end and a detachable cap at the other and surrounded by a series of ribs, of a covering having metallic fasteners secured to it near the outer ends of the seams, and being provided at a point above the fasteners with straps sewed thereto, said straps having hooks and eyes and being constructed and adapted to encircle and hold the covering to the ribs.

3. In an umbrella, the combination, with the stick having a handle at one end and a detachable cap at the other and surrounded by a series of ribs, of a covering consisting of pieces of material sewed together and terminating at one end in a ring, and having metallic fasteners secured thereto near the outer ends of the seams, and being provided at a point above the fasteners with straps having hooks and eyes, said straps being constructed and adapted to encircle and hold the covering to the ribs.

In testimony whereof we affix our signatures in the presence of two witnesses.

HARRY ALFMAN.

LEOPOLD SCHARFF.

Witnesses:

C. W. GAZZAM, Jr.,

A. HUBBARD.