

(No Model.)

H. H. BALTZLEY.

DRAIN TILE.

No. 385,292.

Patented June 26, 1888.

FIG. 1.

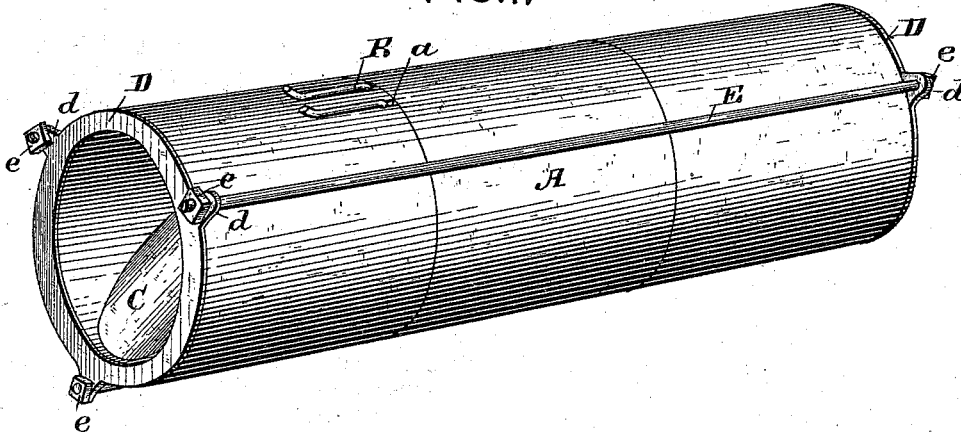


FIG. 2.

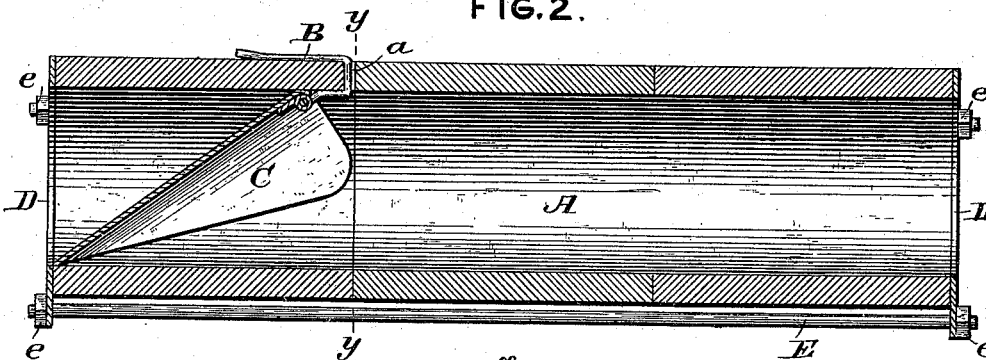
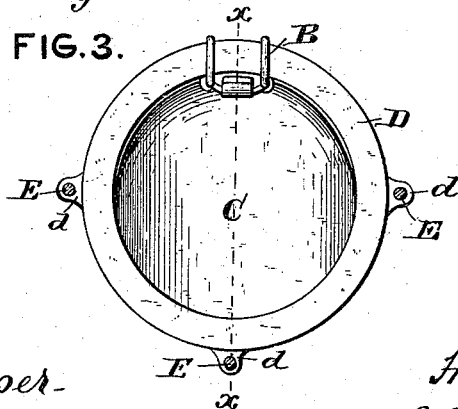


FIG. 3.



ATTEST.

*J. Henry Kaiser*  
*Victor J. Evans.*

INVENTOR.

*Henry H. Baltzley.*  
*By R. S. & A. Lacey.*  
*attys.*

# UNITED STATES PATENT OFFICE.

HENRY H. BALTZLEY, OF ASSUMPTION, ILLINOIS, ASSIGNOR OF THREE-  
FOURTHS TO DUDLEY J. WATSON, JAMES R. MILLIGAN, AND PETER L.  
MEYERS, ALL OF SAME PLACE.

## DRAIN-TILE.

SPECIFICATION forming part of Letters Patent No. 385,292, dated June 26, 1888.

Application filed December 23, 1887. Serial No. 258,817. (No model.)

*To all whom it may concern:*

Be it known that I, HENRY H. BALTZLEY, a citizen of the United States, residing at Assumption, in the county of Christian and State of Illinois, have invented certain new and useful Improvements in Drain-Tiles; and I do declare the following to be a full, clear, and exact description of the invention, such as will enable others skilled in the art to which it appertains to make and use the same, reference being had to the accompanying drawings, and to the letters and figures of reference marked thereon, which form a part of this specification.

This invention relates to drain-tiles, and chiefly to the means for securing the gate-support between the ends of two drain-tiles which are bound together to form a single length. At the end of a drain the earth is more or less loosened by the wash of the water, and the sections of drain-tile, becoming separated in consequence, permit the earth, &c., to fall in between the separated ends of the tiles and choke up the drain or else turn the water off in another course. Again, where the drain is provided with a backwater and animal-trap the water striking against such trap separates the sections of tile in an incredibly short time.

The object of the present invention is to have the gate support clamped in between the ends of two of the tiles, and have the end of one of the tiles recessed to receive the said support, which will hereinafter be more fully described and claimed, and shown in the annexed drawings, in which—

Figure 1 is a perspective view of a length of drain-tile of my invention; Fig. 2, a longitudinal section on the line X X of Fig. 3; and Fig. 3, a cross section on the line Y Y of Fig. 2.

The drain-tiles A, of known construction and designed pattern, are bound together in series by suitable means, and have the support B, to which the gate C is hinged, clamped between the ends of two tiles of the series. This support is preferably made of stout wire bent to form a spring-clasp, which, when applied to the tile, embraces it, as shown most

clearly in Fig. 2. The end of the tile is recessed at *a* to receive the support B, so that the ends of the two tiles may come flush and form a snug joint.

The rings D, having radial lugs *d*, are adapted to rest against the outer ends of the series of tiles or length of tile, and the bolts or rods E pass through corresponding lugs, *d*, of the rings and hold the series of tiles together in a single length. The edges of the rings are about flush with the inner and outer surfaces of the tile, and the rods or bolts E rest against the tiles and hold them in place. The nuts *e* on the threaded ends of the bolts or rods are the means for drawing the series of tiles together.

In constructing a tile of my invention the rods corresponding with the length of tile desired are first passed through the lugs of one ring, then the tiles are placed between the rods until the requisite number is in position. Now the other ring is applied to the free ends of the rods and the whole bound together by the nuts *e*.

It will be understood that when the gate is to be used it is to be applied to one of the tiles previous to binding it in.

Having thus described my invention, what I claim, and desire to secure by Letters Patent, is—

1. A drain-tile composed of a series of lengths bound together, and a support having a gate attached thereto clamped in between the ends of two lengths of the series, substantially as described.

2. The combination, with the two drain-tiles placed end to end and means for binding them together, the opposing end of one tile being recessed, of the gate and the spring-support embracing the tile at one side and fitting in said recess, substantially as and for the purpose described.

In testimony whereof I affix my signature in presence of two witnesses.

HENRY H. BALTZLEY.

Witnesses:

HENRY WATSON,  
RUSSELL HUGHES.