

(No Model.)

V. H. BUSCHMANN.

BUSTLE.

No. 385,296.

Patented June 26, 1888.

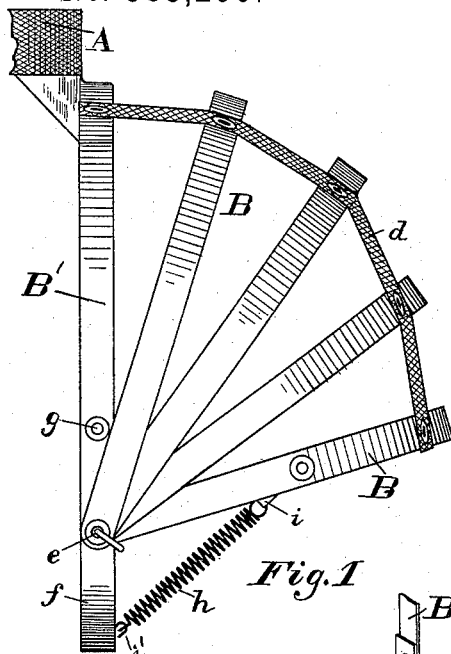


Fig. 1

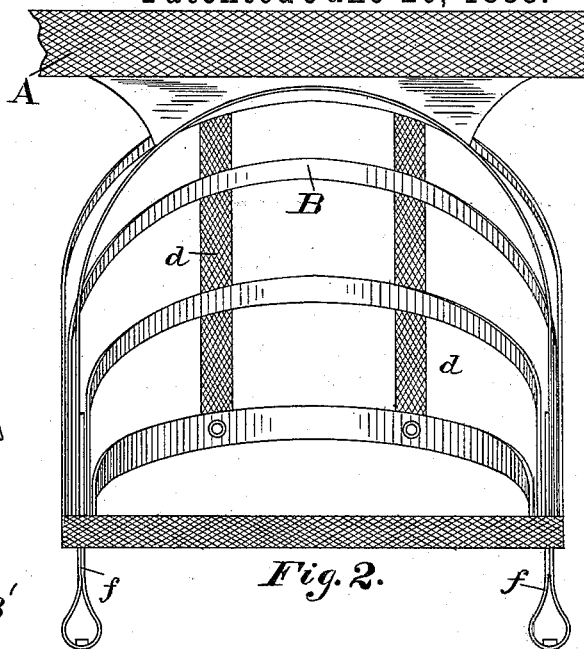


Fig. 2.

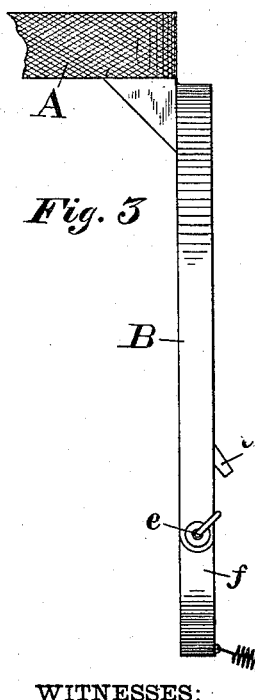


Fig. 3

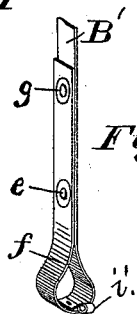


Fig. 6.

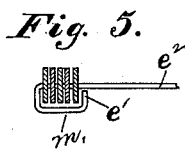


Fig. 5.

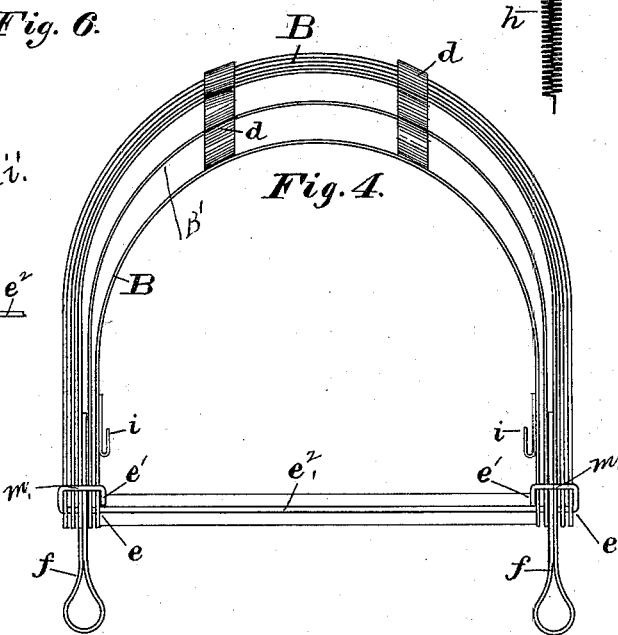


Fig. 4.

WITNESSES:

R. L. Clemmitt.
John E. Morris.

INVENTOR:

Victor H. Buschmann.

BY Chas B. Mann
ATTORNEY.

UNITED STATES PATENT OFFICE

VICTOR H. BUSCHMANN, OF BALTIMORE, MARYLAND, ASSIGNOR TO
AUGUSTUS H. BRINKMANN, OF SAME PLACE.

BUSTLE.

SPECIFICATION forming part of Letters Patent No. 385,296, dated June 26, 1888.

Application filed February 23, 1888. Serial No. 264,979. (No model.)

To all whom it may concern:

Be it known that I, VICTOR H. BUSCHMANN, a citizen of the United States, residing at Baltimore, in the State of Maryland, have invented certain new and useful Improvements in Bustles, of which the following is a specification.

My invention relates to an improved bustle of the class which have bows having a common pivot, and has for its object to provide a cheap and simple construction, whereby all the bows of the bustle may take position in the same plane to allow the bustle to be flattened for close packing, and then when the bustle is to be worn all the bows may be properly spread and kept in that condition by the tension of two springs, as hereinafter specified.

In the accompanying drawings, Figure 1 is a side view of the bustle, showing the parts in the position they occupy when worn on the person. Fig. 2 is a front view of the bustle, showing that side which comes in contact with the wearer. Fig. 3 is a side view, in which the bows are shown as having position in the same plane—i. e., flattened. Fig. 4 is a view of the bustle flattened, showing it in a transverse position from that seen in Fig. 3. Fig. 5 is a detail of the pivot-wire. Fig. 6 is a detail in perspective of the downward-projecting end of a bow to which the spring is attached.

The waistband A attaches the bustle to the person. Spring-bows B, any desired number—in the present instance five—are employed. All the bows are pivoted at the same point. The body-bow B' has its center attached to the waistband A, and its two ends project downward and serve as pivot-bearings for the other bows. All the bows and the waistband are connected by tapes d. The eyeleted openings e pass through all of the bows, and, so far as concerns the springs, hereinafter described, to keep the bows spread, any suitable construction may be used for the pivot. All of the bows but one have their ends terminating at the pivots. The one, B', referred to, has its ends f double and projecting downward below the said eyeleted openings e. The downward-projecting ends f of the bows B' are double and may be constructed in any way so as to be double. In this instance each end is bent or

doubled back on itself to form a loop, which is secured by a rivet or eyelet, g. Each of the two downward-projecting looped ends of the bow B' are connected with the lowermost bow by a suitable spring, h, as shown in Fig. 1, which draws on the parts, whereby all the bows are kept spread apart and in condition to be worn. In the present instance a spiral spring is shown.

To provide for releasing the bows from the tension of the springs h, a disengaging-hook, i, is attached to each side of the lowermost bow. Each downward-projecting looped end has one of the springs h made fast to it, and the other end of the said spring engages with the hook i'. When it is desired to pack the bustle in a flat condition, it is necessary simply to disengage the springs from the hooks.

An improved feature of construction consists of the pivot-wire e', extending straight across from one side of the bustle to the other, said wire at each end being bent from the outer side of the bows inward toward the center and partly and loosely around the bows, and the end e' of said wire having position on the inner side of the bows, thereby serving to form loops m on the ends of the rod, as shown in Fig. 5, to connect, inclose, and pivot the several bow ends together and prevent the bow ends of the opposite sides from being pressed toward the center.

Having described my invention, I claim and desire to secure by Letters Patent of the United States—

In a bustle, the combination, with the waistband, the body-bow B', secured thereto, said bow having on each lower end a loop, f, with hooks i', and the eyeleted openings e, of the series of bows B, the rod e', having looped ends e', connecting the ends of the bows B to body-bow B' through said openings e, the lower bow, B, having hooks i, and the springs h, connecting said hooks i i' in an inclined position, as set forth.

In testimony whereof I affix my signature in the presence of two witnesses.

VICTOR H. BUSCHMANN.

Witnesses:

JNO. T. MADDOX,
JOHN E. MORRIS.