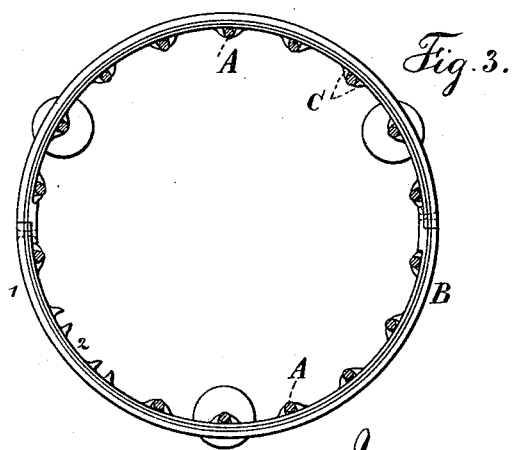
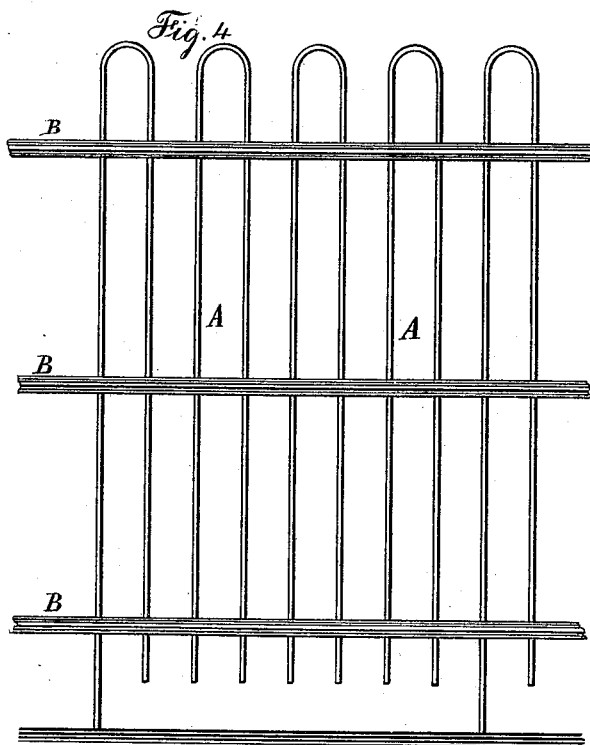
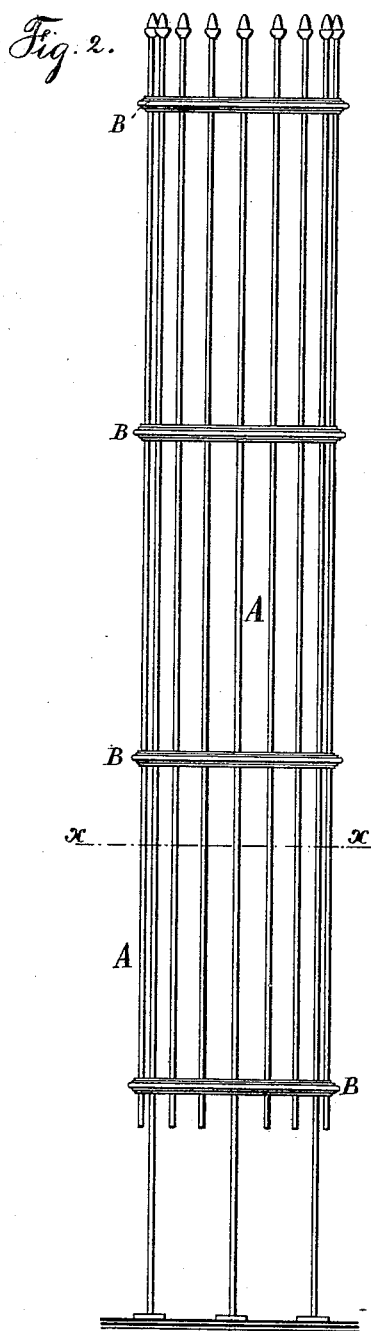


(No Model.)

J. NORWOOD.  
FENCE OR GUARD.

No. 386,083.

Patented July 10, 1888.



Witnesses:  
*J. Stait.*  
*Chas. H. Smith.*

Inventor:  
*Joseph Norwood.*  
per *Lemuel W. Serrell, atty.*

# UNITED STATES PATENT OFFICE.

JOSEPH NORWOOD, OF BROOKLYN, NEW YORK.

## FENCE OR GUARD.

SPECIFICATION forming part of Letters Patent No. 386,083, dated July 10, 1888.

Application filed April 5, 1888. Serial No. 269,736. (No model.)

*To all whom it may concern:*

Be it known that I, JOSEPH NORWOOD, of Brooklyn, in the county of Kings and State of New York, have invented a new and useful Improvement in Fences or Guards; and the following is declared to be a full, clear, and exact description of the same.

My invention relates to that class of metal fences or guards wherein the upright pickets or rods are composed of round or otherwise shaped bars of metal. Heretofore in these metal fences or guards the upright pickets or rods have been secured to the rails or string-pieces by staples, rivets, or keys, and the same are often expensive and tedious to construct.

In this class of fences I connect the upright pickets to the side rails in a very simple and efficient manner. The side rails or string-pieces are formed with companion lugs upon one side, between which lugs the upright pickets are received, and the outer pointed ends of these lugs are bent over upon the pickets and securely hold the same in place; and my invention is adapted for metal fences, metal window-guards, or tree-guards.

In the drawings, Figure 1 is a plan of the rail or string-piece in larger size. Fig. 2 is an elevation of a tree-guard; and Fig. 3 is a sectional plan of the same, in larger size, at  $x x$ , Fig. 2. Fig. 4 is an elevation of a portion of a fence or window-guard.

The upright pickets or rods A may be round, square, hexagonal, or of any other desired shape sectionally, and they may be single pickets with caps, as shown; or one rod may be bent at the upper end to form two pickets, as shown in the drawings, and they may be of any length desired, according to the length of the fence, window-guard, or tree-guard.

The rails or string-pieces B are made of

wrought metal or malleable cast metal, preferably iron, and one side of said string-piece may be plain or ornamented in any desired manner, this side 1 forming the outer face of the rail. The other side, 2, of the rail, which forms the back portion, is made with companion lugs C at regular distances or intervals apart. These lugs are preferably of the shape shown, and of a width between their opposing faces just sufficient to receive the pickets A, and said lugs taper outwardly to a point, and in putting the fence or guard together the pickets A are placed between said lugs, and the points of said lugs are bent over upon each picket or rod A by a hammer or other suitable instrument.

It will thus be apparent that my improved fence or guard is not only exceedingly simple in construction, but is quickly put together, and when fastened makes a very strong and efficient fence or guard, there being no extra or small parts to rust off and break upon exposure to the weather; and it is also apparent that the rails or string-pieces B, being of malleable metal, can be bent into any curve that it is desired the fences or guards shall assume.

I claim as my invention—

The combination, with the upright pickets or rods A, of the malleable-metal rails or string-pieces B, the said rails or string-pieces having companion lugs upon and formed integral with the same, and between which the upright pickets are adapted to be received and secured, substantially as set forth.

Signed by me this 3d day of April, A. D. 1888.

JOSEPH NORWOOD.

Witnesses:

HAROLD SERRELL,  
GEO. T. PINCKNEY.