

(No Model.)

A. ANDERSON.
PHOTOGRAPHIC BATH.

No. 386,571.

Patented July 24, 1888.

Fig. 1.

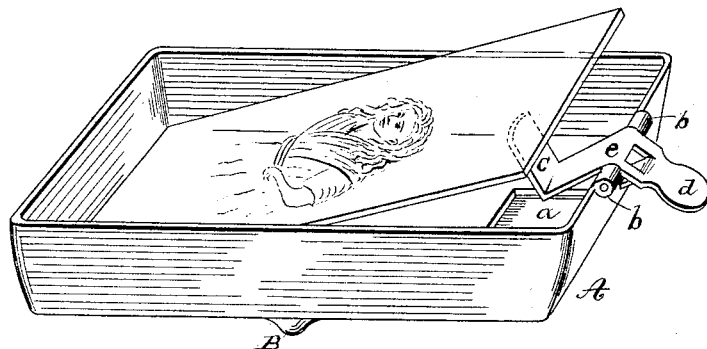


Fig. 2.

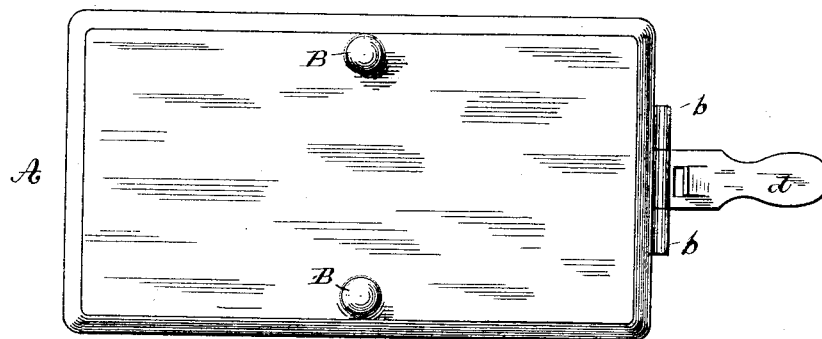
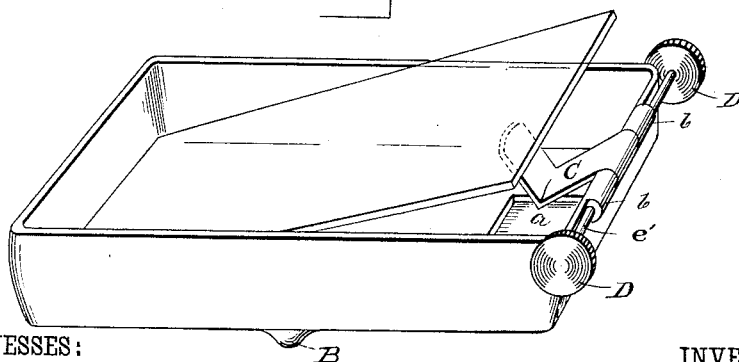


Fig. 3.



WITNESSES:

O. D. Mott,
C. Sedgwick

INVENTOR:

A. Anderson,
BY *Munn & Co.*
ATTORNEYS.

UNITED STATES PATENT OFFICE.

ALEXANDER ANDERSON, OF ELGIN, ASSIGNOR OF ONE-HALF TO GEORGE WHYTE, OF NORTHVIEW, SCOTLAND.

PHOTOGRAPHIC BATH.

SPECIFICATION forming part of Letters Patent No. 386,571, dated July 24, 1888.

Application filed August 11, 1887. Serial No. 246,674. (No model.) Patented in England September 17, 1885, No. 11,020.

To all whom it may concern:

Be it known that I, ALEXANDER ANDERSON, photographer, of Elgin, Scotland, have invented a new and Improved Photographic Bath, (for which I have obtained a patent in Great Britain, numbered 11,020, and dated September 17, 1885,) of which the following is a full, clear, and exact description, reference being had to the annexed drawings, forming a part of this specification, in which—

Figure 1 is a perspective view of my improved photographic bath. Fig. 2 is an inverted plan view, and Fig. 3 is a perspective view of a modified form.

Similar letters of reference indicate corresponding parts in all the figures.

The object of my invention is to provide a bath for developing photographic negatives, provided with means for lifting the negative out of the solution without applying the fingers directly to the plate.

My invention consists in the combination, with the bath-dish, of an angled finger pivoted to one end thereof and adapted to lift the negative-plate from the solution contained in the dish.

The invention also consists in the peculiar construction and arrangement of parts, as hereinafter fully described, and pointed out in the claims.

The dish A is preferably formed of a single piece of material, with two rounded projections, B, formed upon the bottom thereof near opposite edges at the mid-length of the dish. The projections B form central bearings for the dish, upon which it may be rocked, so as to carry the solution in waves over the plate resting upon the bottom of the dish.

In the bottom of the dish A, at one end, is formed a recess, *a*, for receiving the end of an

angled finger, C, which is pivoted between ears *b*, projecting from the rim of the dish. The finger C consists of a strip of metal, bent at an obtuse angle at the pivotal point *c*, and bent at right angles at its lower end to admit of its lying beneath the plate while the operation of developing the image is proceeding. The finger C is provided with a thumb-piece, *d*, by which it may be turned, so as to lift the plate out of the solution, as shown in Fig. 1.

In the modified form shown in Fig. 3 the finger C is attached to a spindle, *e'*, extending through the ears *b*, and provided at opposite ends with milled heads D. The modified form is especially adapted for use in connection with larger bath-dishes.

Having thus fully described my invention, I claim as new and desire to secure by Letters Patent—

1. The combination, with a photographic bath-dish, of a finger pivoted to the bath-dish and adapted to lift the plate out of the solution contained by the dish, substantially as specified.

2. As an improved article of manufacture, a rocking bath-dish consisting of the dish A, provided with the pivotal projections B, and the finger C, hinged to the side of the dish and adapted to lift one end of the plate out of the solution contained by the dish, substantially as specified.

3. The combination of a photographic bath-dish provided with a depression or recess at one end and an angular finger pivoted to the end of the dish, substantially as herein shown and described.

ALEX. ANDERSON.

Witnesses:

S. A. WHYTE,

W. J. ANDERSON,

Both of Elgin.