

(No Model.)

C. HOOD.
PICTURE ALBUM.

No. 386,884.

Patented July 31, 1888.

Fig. 1.

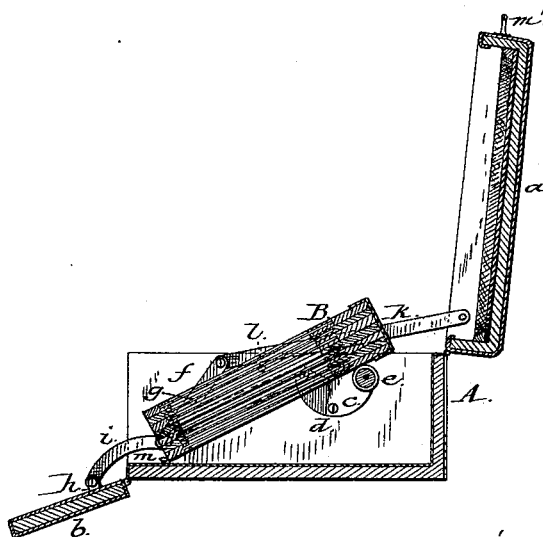


Fig. 2.

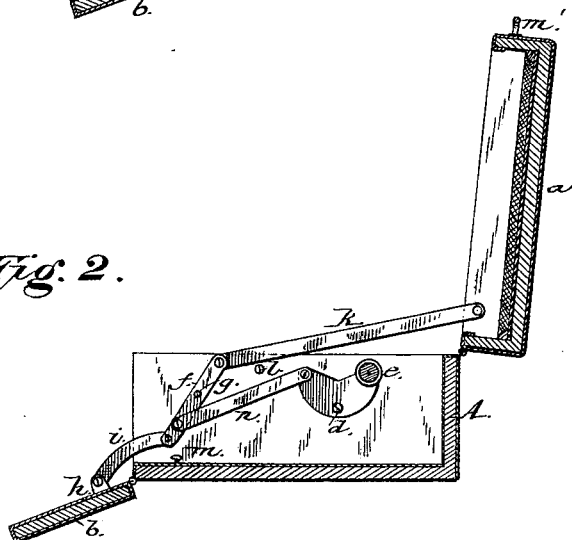
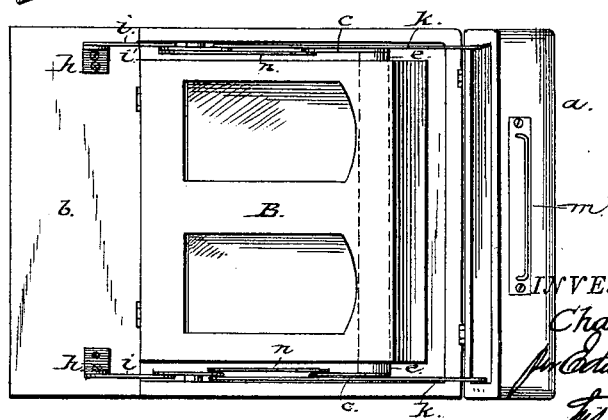


Fig. 3.



WITNESSES.
H. J. Hilton.
P. C. Hornap.

INVENTOR.
Charles Hood.
Edw. W. Dunn.
Attorney.

UNITED STATES PATENT OFFICE.

CHARLES HOOD, OF TURNER'S FALLS, MASSACHUSETTS.

PICTURE-ALBUM.

SPECIFICATION forming part of Letters Patent No. 386,884, dated July 31, 1888.

Application filed April 14, 1888. Serial No. 270,704. (No model.)

To all whom it may concern:

Be it known that I, CHARLES HOOD, a citizen of the United States, residing at Turner's Falls, in the county of Franklin and State of Massachusetts, have invented certain new and useful Improvements in Picture-Albums; and I do hereby declare the following to be a full, clear, and exact description of the invention, such as will enable others skilled in the art to which it appertains to make and use the same.

My invention is an improvement in albums for the display of photograph and other pictures.

It relates more particularly to a box in which, when not open for display, incloses an album of ordinary form, but when opened the said album is automatically moved to an inclined position and one favorable to the best display of its contents. The box has a lid hinged at the back and a front wall hinged at the bottom of said box. Connected to the vertical sides of the box inside are pivoted segmental plates connected by a roller or round bar. Levers of straight form have their fulcrums in the vertical sides of the box, and connected with said straight levers are curved arms pivoted to the hinged fronts of said box, and respectively two other arms which connect with the hinged cover and the said segmental plates. On the bottom of the said box inside a suitable stop or stops are provided, against which the front of the album may rest when in position, while the greater part of said album rests upon the roller connecting the two segmental plates. When the box is closed, the album assumes nearly a horizontal position within the box, so that the top will close snugly to place without touching the said album. When the top of the box is raised, the system of levers together with the segmental plates serve to simultaneously lower the front of the box, letting it down like an apron, while the roller or bar supporting the album is lifted, carrying with it the back of the album to the proper elevation.

In my drawings, Figure 1 is a sectional view of the box open and showing the contents of the same. Fig. 2 is a similar view of the box open without the receptacle. Similar reference-letters indicate like parts in all of the fig-

ures. Fig. 3 is a plan of the box, &c., looking downward.

Referring to the drawings, A is the box provided with the hinged lid *a*, within which is fixed (for useful and ornamental purposes) a mirror, and provided also with a hinged front wall or apron, *b*.

c c are opposite segmental plates pivoted to the upright sides of the box at *d*, and *e* is the roller pivoted to said opposite plates, offering an anti-friction bearing to the back of the album which rests upon it.

f f are straight levers centrally pivoted at *g g*. Hinged or pivoted to angle-pieces *h h*, secured to the front *b* of the box, are curved lever-arms *i i*, pivoted also to levers *f f*.

k k are arms connected to levers *f f* and the side walls of the lid or top *a* of the box A.

Levers *f f* are connected to the segmental plates *c c* by arms *n*.

l l are stops fixed in the vertical walls of the box to limit the downward movement of the arms *k k* when the box-top assumes a vertical position with the surface of the mirror normal to the line of sight.

m m m are screws or pins representing a stop fixed in the bottom of the box to the front, against which may rest the album.

B is a series of bound picture-receptacles made up in the usual manner of receptacles for photograph-albums, of sizes not to exceed, of course, the dimensions of the exhibiting-box. When in position, this bound series rests against the stops or footing *m m m* and bears at its back upon the roller *e*.

The top of the box A is provided with a handle—as, for instance, *m'*—by which said top may be raised.

When the top of the box is raised, the long arms *k k* draw the pivoted levers *f f*, which latter influence the roller *e*, through the arms *n*, and the box-front *b*, through the curved arms *i*, so that said roller will be raised simultaneously with the dropping of said front.

Having thus described my invention, what I claim as new, and desire to secure by Letters Patent, is—

1. The combination, with the box provided with a hinged lid or top and a hinged front, of segments, as described, pivoted to said box,

a roller connecting said segments, a straight lever, *f*, centrally pivoted and connected by suitable arms to the box-top, the pivoted segment, and the hinged box-front, as and for the purpose set forth.

2. A box for exhibiting pictures, having a hinged top and a hinged apron, as described, a system of levers in two sets, each set pivoted at two points in the fixed portion of the box, substantially as described, and a roller connecting the two sets of levers, whereby, when

the top of the box is lifted, the simultaneous lowering of the apron and raising of the said roller will be effected, as and for the purpose set forth.

In testimony whereof I affix my signature in presence of two witnesses.

CHAS. HOOD.

Witnesses:

JAMES S. GRINNELL,
FRANKLIN G. FESSENDEN.