

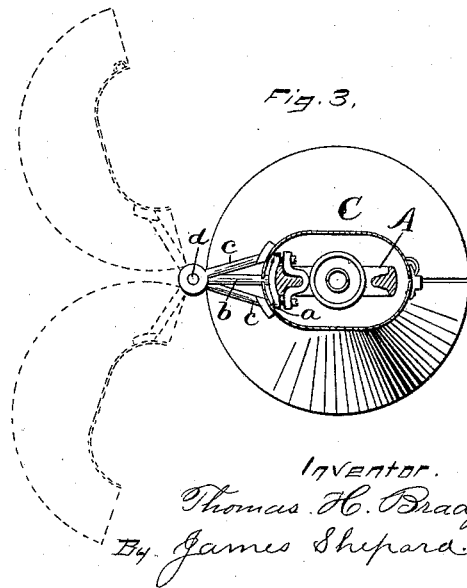
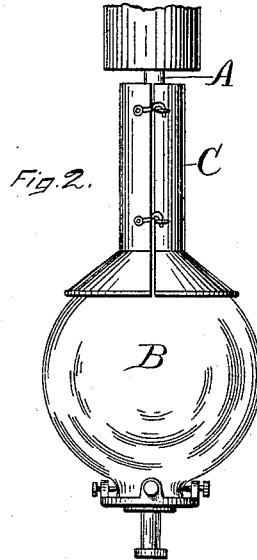
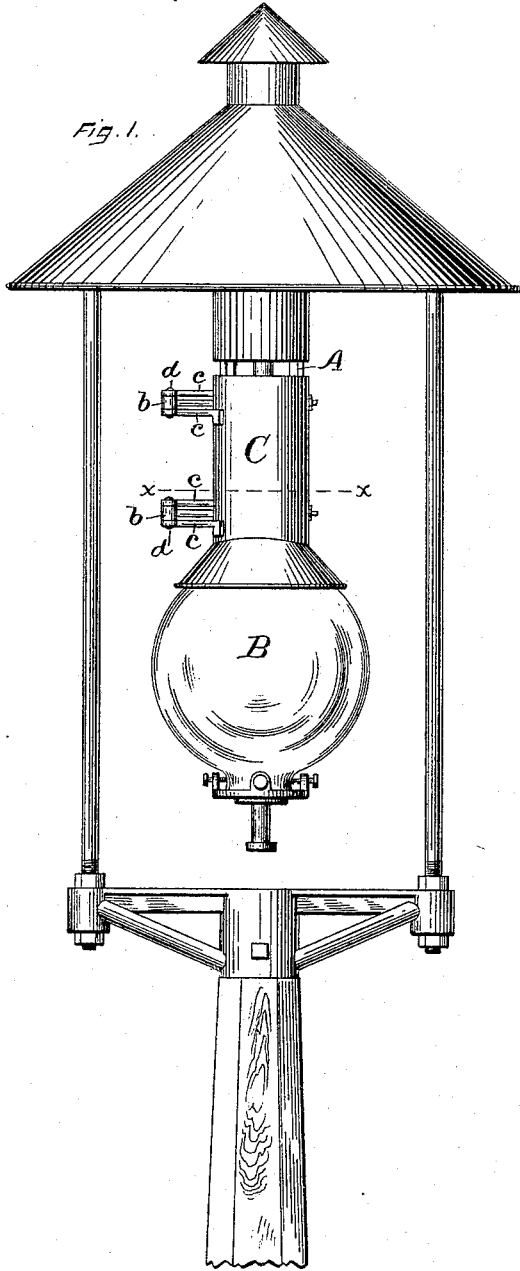
(No Model.)

T. H. BRADY.

STORM PROTECTOR FOR ELECTRIC LAMPS.

No. 387,044.

Patented July 31, 1888.



Witnesses.  
John Edwards Jr.  
W. H. Pierce

Inventor.  
Thomas H. Brady.  
By James Shepard

7774

# UNITED STATES PATENT OFFICE.

THOMAS H. BRADY, OF NEW BRITAIN, CONNECTICUT.

## STORM-PROTECTOR FOR ELECTRIC LAMPS.

SPECIFICATION forming part of Letters Patent No. 387,044, dated July 31, 1888.

Application filed November 8, 1887. Serial No. 254,588. (No model.)

*To all whom it may concern:*

Be it known that I, THOMAS H. BRADY, a citizen of the United States, residing at New Britain, in the county of Hartford and State of Connecticut, have invented certain new and useful Improvements in Storm-Protectors for Electric Lamps, of which the following is a specification.

My invention relates to improvements in storm-protectors for electric lamps; and the object of my improvement is to adapt said storm-protector to a frame which is inclosed by the protector.

In the accompanying drawings, Figure 1 is a front elevation of an electric lamp provided with my storm-protector. Fig. 2 is a side elevation of said protector with portions of the lamp, and Fig. 3 is an enlarged horizontal section of the same on line *x x* of Fig. 1.

A companion application of even date herewith, Serial No. 254,587, shows, describes, and claims several features which are embodied in the construction illustrated herein, and therefore such features as are common to both applications are hereby disclaimed.

The storm-protector herein shown and described is specially adapted for a lamp whose frame, *A*, is inside of the protector and inside of the globe *B*. The protector *C* is made in two parts and divided longitudinally, and when closed surrounds the portion of the frame *A* which is immediately above the globe and thereby protects the carbons and carbon-rod. Upon one side of the frame *A*, I place clips *a*,

Fig. 3, from each of which extends laterally a hinge-supporting bracket, *b*, the outer end of which is in the form of a pintle-sleeve. This bracket extends through the dividing-line of the divided protector *C*, the meeting edges of said protector being recessed or notched at points which register with the brackets to permit the body of the brackets to extend from a point inside of the protector outwardly to a point some distance from the protector, as shown in Figs. 1 and 3. Upon the two parts of the protector I secure other brackets, *c c*, having like pintle sleeves at their outer ends, whereby I am enabled to unite the three brackets of each set in a hinge by the common pintle *d*. This construction enables the protector to be closed, as shown by the full lines in the drawings, or to be opened and turned back out of the way, as indicated by the broken lines in Fig. 3, so as to furnish convenient access for trimming.

I claim as my invention—

In an electric lamp, the combination of a storm-protector having hinge-brackets, the frame *A* inside the protector, the hinge-supporting brackets *b*, secured to said frame and extended outwardly from said frame to the hinge pintle on the outside of the protector, substantially as described, and for the purpose specified.

THOMAS H. BRADY.

Witnesses:

JAMES SHEPARD,  
JOHN EDWARDS, Jr.