

(No Model.)

2 Sheets—Sheet 1.

J. M. BALDWIN.
HAND BRACE.

No. 419,102.

Patented Jan. 7, 1890.

Fig. 1.


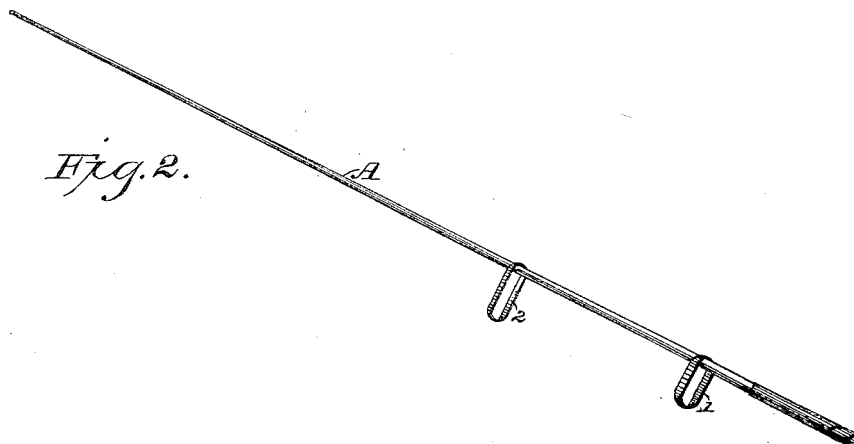


Fig. 2.



Witnesses

Wm. Messer.
B. W. Sommers.

Inventor

Josiah M. Baldwin.
by A. G. Heyman
Attorney

(No Model.)

2 Sheets—Sheet 2.

J. M. BALDWIN.
HAND BRACE.

No. 419,102

Patented Jan. 7, 1890.

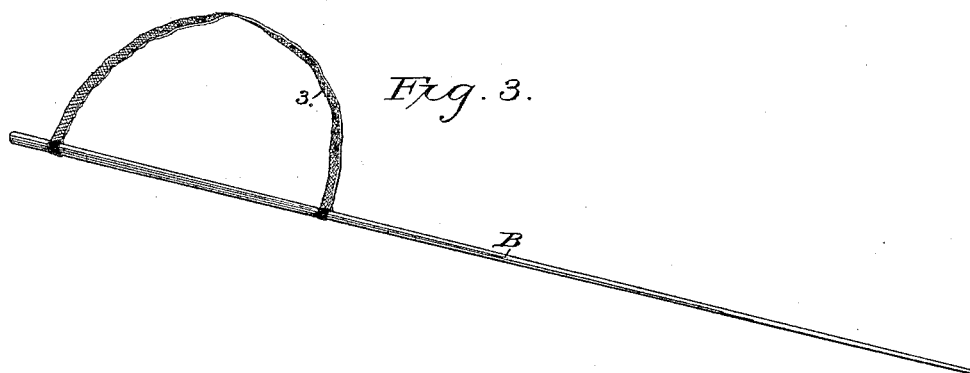


Fig. 4.

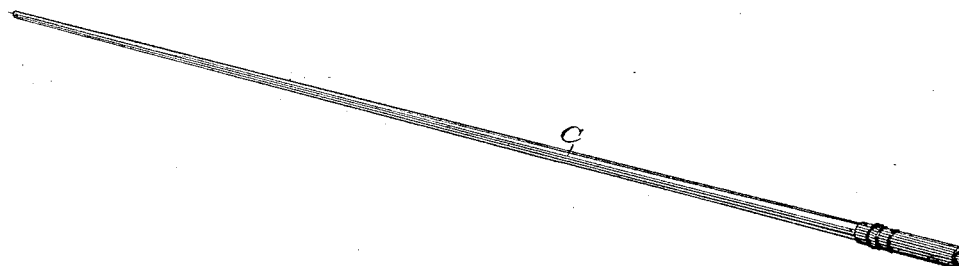
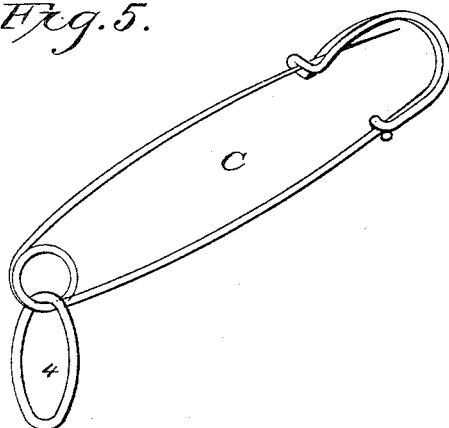


Fig. 5.



Witnesses

Wm. Mussel.
B. H. Sommers.

Inventor

Josiah M. Baldwin.
by A. G. Heylman
Attorney.

UNITED STATES PATENT OFFICE.

JOSIAH M. BALDWIN, OF MANISTEE, MICHIGAN.

HAND-BRACE.

SPECIFICATION forming part of Letters Patent No. 419,102, dated January 7, 1890.

Application filed July 13, 1889. Serial No. 317,403. (No model.)

To all whom it may concern:

Be it known that I, JOSIAH M. BALDWIN, a citizen of the United States of America, residing at Manistee, in the county of Manistee and State of Michigan, have invented new and useful Improvements in Hand-Braces, of which the following is a specification.

My invention has relation to improvements in hand-braces serviceable in writing, and is particularly adapted to aid the writer in acquiring and maintaining a correct position of the hand and pen, and at the same time acts as a hand support and rest.

Reference is had to the accompanying drawings, wherein—

Figure 1 shows the brace and holder in use. Fig. 2 is a perspective view of the pen-holder. Fig. 3 is a perspective view of the brace. Fig. 4 is a holder for a lead-pencil when used instead of a pen. Fig. 5 is a modified form of a brace or stay.

A designates a pen-holder made from fifteen to twenty inches in length, (according to the height of the writer,) which is intended to reach to the shoulder of the user for the purpose hereinafter described. To the holder A are secured two bands or loops 1 2, placed one above the other at convenient intervals to receive the first and second fingers of the hand, respectively. These bands are made of elastic material. By passing the first finger through loop 2 and the second finger through loop 1 it will be readily perceived that the fingers are held in the correct position on the holder.

B designates one form of brace-rod which I use in connection with my holder. It consists of a straight rod or bar of suitable rigid material, to which is secured an elastic band or attaching device 3. The brace-rod is secured in its proper position by arranging the elastic band 3 around and over the arm at the shoulder and holds the brace in the pit of the arm and causes it to point outward, as seen in Fig. 1 of the drawings. By placing the upper end of the pen-holder A on the inner or left-hand side of the brace B it will be practically impossible to tip the holder to the right, and the hand being thus held in a cor-

rect position for free use in writing by the force of the brace-rod bearing against the upper portion of the pen-stock.

In Fig. 5 I have shown a form of stay to be used in place of the brace-rod B. This consists of a safety-pin C, to one end of which is fastened a ring 4. The pin C is fastened to the right shoulder of the coat with the ring outward, the ring being used to receive the end of the holder A, and thus serving as a brace.

In Fig. 4, C designates a pencil-holder to be used, when desired, instead of a pen in connection with the braces already described.

Having thus described my invention, what I claim as new, and desire to secure by Letters Patent, is—

1. In a hand-rest, the combination, with a long pen-stock A, adapted to rest with its upper end against the shoulder of the user, of a loop 2, secured to the pen-stock to embrace the upper joint of the forefinger of the hand, and a loop 1, secured to the pen-stock to embrace the lower portion of the second finger of the hand, substantially as described.

2. A hand-rest consisting of a long pen-stock A, provided with a loop 2 to embrace the upper joint of the forefinger of the hand, a loop 1 to embrace the lower portion of the second finger of the hand, and a stay to hold the upper end of the pen-stock from turning outward, substantially as described.

3. A hand-rest consisting of a long pen-stock A, provided with a loop 2 to embrace the upper joint of the forefinger of the hand, a loop 1 to embrace the lower portion of the second finger of the hand, and the brace-rod B, consisting of a rod provided with a loop adapted to secure the rod to the shoulder of the user and hold the rod in an outward position, substantially as described, and for the purpose specified.

In witness whereof I have hereunto set my hand in the presence of two attesting witnesses.

JOSIAH M. BALDWIN.

Witnesses:

ALBERT WELKLEY,
LYNN D. WOOD.