

(No Model.)

J. ACKERMAN.
HAME.

No. 420,027.

Patented Jan. 28, 1890.

Fig. 1.

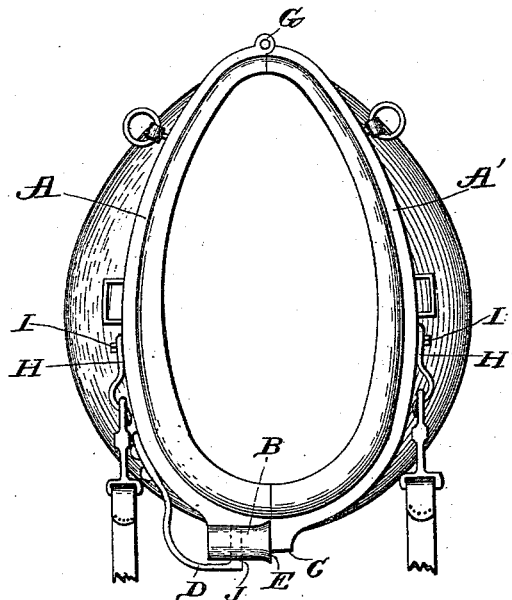


Fig. 3.

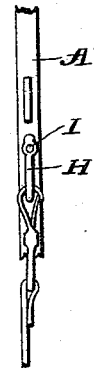
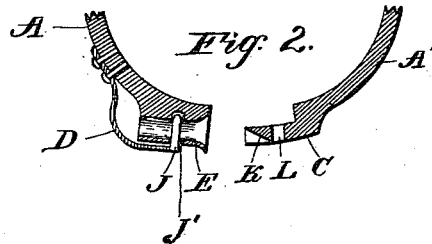


Fig. 2.



Witnesses:

Rey C. Bowen.
Sping Moore

Inventor.

Joseph Ackerman.

By Thomas E. Barrow.

Attorney.

UNITED STATES PATENT OFFICE.

JOSEPH ACKERMAN, OF MANSFIELD, OHIO.

HAME.

SPECIFICATION forming part of Letters Patent No. 420,027, dated January 28, 1890.

Application filed April 11, 1889. Serial No. 306,864. (No model.)

To all whom it may concern:

Be it known that I, JOSEPH ACKERMAN, a citizen of the United States, residing at Mansfield, in the county of Richland and State of Ohio, have invented certain new and useful Improvements in Hames; and I do declare the following to be a full, clear, and exact description of the invention, such as will enable others skilled in the art to which it appertains to make and use the same.

My invention relates to improvements in hames, and relates more especially to a fastening for the hames and a device for attaching the reins; and the object of the invention is the provision of simple, durable, and inexpensive means for the purpose stated.

The invention consists in the novel construction, combination, and arrangement of parts, as illustrated, described, and specifically claimed.

Figure 1 represents a front elevation of devices embodying my invention. Fig. 2 represents a sectional view of the fastener. Fig. 3 represents a detail view of the spring-hook.

Referring to the drawings by letter, A and A' designate the hame-sections, which are hinged together at G, and the section A has attached thereto or formed with it the case or socket B, having a flaring mouth E and opening or perforation J'. To the said section A is secured one end of the detent or dog D, the other end thereof being formed with an engaging portion J, which passes through the opening J' of the case B and rests in said case. The section A' has its end reduced at C and provided at its extremity with an inclined face K, adapted to contact with the engaging portion J of the detent, ride over the

same, depressing it, and guiding said engaging portion into the notch or opening L to fasten the sections A and A'.

On each of the sections A and A' are attached, by means of bolts I, the spring-hooks H, for attaching or suspending the reins.

In order to fasten the hame-sections it is merely necessary to cause the end of section A' to enter the socket B, and the inclined face will engage the detent D, ride on said detent until the detent springs into the opening L, and thus locks the sections together.

In order to attach the reins to the hooks H the said hooks are sprung out and the reins passed between the hooks and sections. When the hooks are released, they assume their normal position and confine the reins.

I claim—

The combination, in a hame, of the two sections hinged together at their upper ends, one of said sections being provided at its lower end with a socket having a flaring mouth and an opening in the under side thereof, a spring secured to the said section in rear of the socket and passing underneath the same and having a pawl at its free end fitting within said opening, and the other section having its lower end reduced and beveled on its under side to enter the socket and having an aperture engaging the pawl on the spring, substantially as described.

In testimony whereof I affix my signature in the presence of two witnesses.

JOSEPH ACKERMAN.

Witnesses:

T. Y. McCRAY,
T. B. MARTIN.