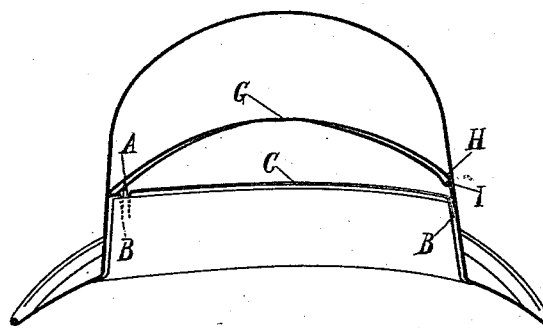
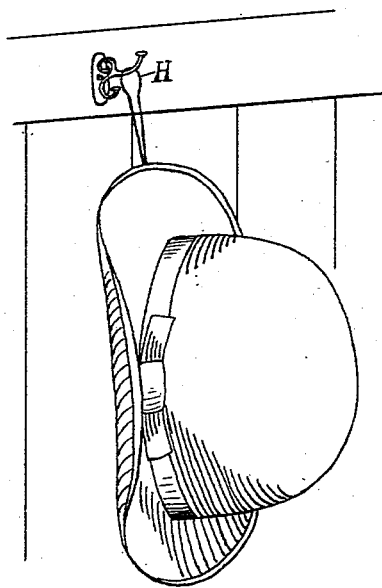
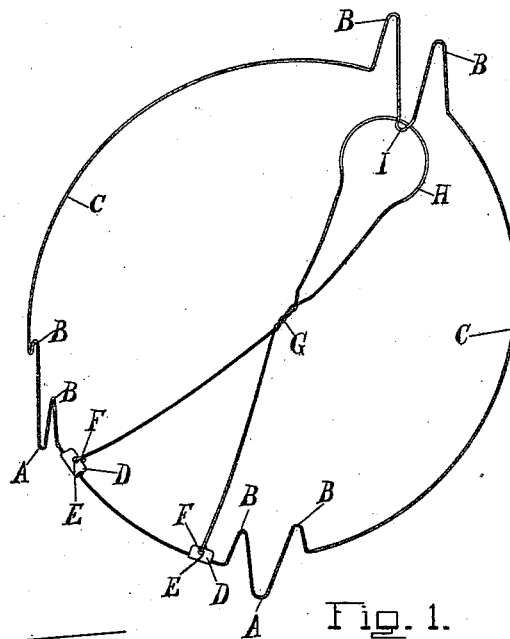


(No Model.)

A. J. ALLEN.
HAT HANGER.

No. 420,028.

Patented Jan. 28, 1890.



WITNESSES=

Edmund J. Turner
Charles N. Palmer.

INVENTOR=

A. Jackson Allen

UNITED STATES PATENT OFFICE.

ADONIRAM JUDSON ALLEN, OF LOCKPORT, NEW YORK.

HAT-HANGER.

SPECIFICATION forming part of Letters Patent No. 420,028, dated January 28, 1890.

Application filed June 29, 1889. Serial No. 316,090. (No model.)

To all whom it may concern:

Be it known that I, ADONIRAM JUDSON ALLEN, of the city of Lockport, in the county of Niagara and State of New York, have invented
5 a new and useful adjustable, removable, and changeable device or improvement to be placed within hats or caps and used to safely and securely hang the same to any projection of suitable size that may or may not be designed for the purpose of having suspended
10 therefrom any hat or cap, of which the following is a specification.

My invention relates to devices for suspending hats and caps from hooks when not
15 in use.

My object is to produce such a device of cheap construction and great utility, and which may be readily adjusted to fit any size or style of hat and at the same time be removed at pleasure.
20

My invention consists of a piece of wire or its equivalent bent to fit the inner periphery of the hat, and is provided with serrations or corrugations, which serve a twofold purpose;
25 first, to give the device elasticity, so that it may be readily extended to make it fit a larger hat or compressed to fit a smaller one, and, secondly, to allow the serrated ends or loops to be placed behind the sweat-band to hold
30 it in position. To this wire is attached in any suitable and well-known manner a cord or wire for suspending the hat.

Reference is had to the accompanying drawings, in which—

35 Figure 1 is an isometrical elevation of my device complete. Fig. 2 is a side elevation of the same placed in position in a hat. Fig. 3 is a view of a hat suspended, showing a portion of the free end of the loop.

Similar letters of reference indicate corresponding parts.

C is a wire, bent to conform to the inner periphery of a hat, which wire is provided with serrations or corrugations B B. To the wire C, I attach a suspending-loop H, which
45 may be attached either directly to the wire C, or by means of the clamps D D through perforations F, or by any other common or well-known means.

I secure the device thus constructed in the hat by allowing the loop end of the serration to pass under the sweat-band, and it will be seen that it will be kept in position by the elasticity which the serrations in the wire C cause.
50

It will be observed that when I desire to suspend the hat from a nail or hook I raise the free end of the loop H out of the hat and place it over the hook.
55

What I claim as my invention, and desire to secure by Letters Patent, is—
60

The herein-described hat-suspending device, consisting of the annular wire frame having the reversely-bent portions extending outwardly from the periphery thereof for
65 holding the frame under the sweat-band and for adjustment of the same, and a loop hinged thereto and adapted to be swung out of the hat for suspending the same, substantially as described.
70

In testimony of which invention I hereunto set my hand.

A. JUDSON ALLEN.

Witnesses:

EDWARD J. TURNER,
CHARLES N. PALMER.