

(No Model.)

E. W. PERRY, Jr.
PHOTOGRAPHIC DIPPER.

No. 420,355.

Patented Jan. 28, 1890.

Fig. 1.

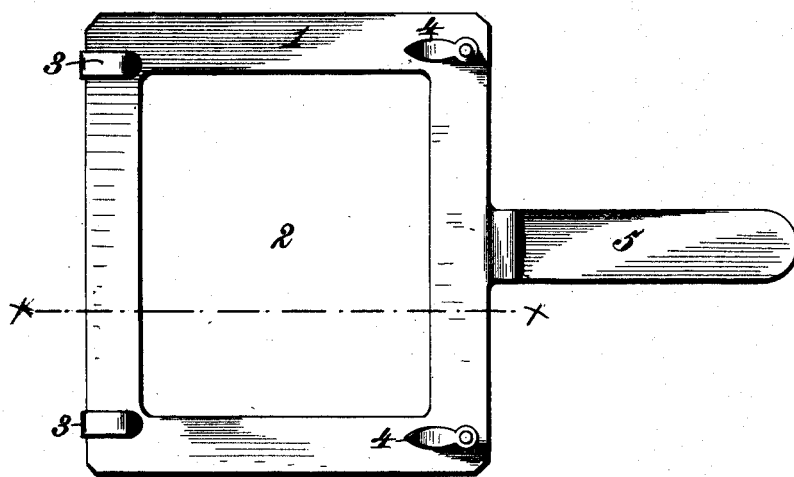


Fig. 2.



Fig. 3.

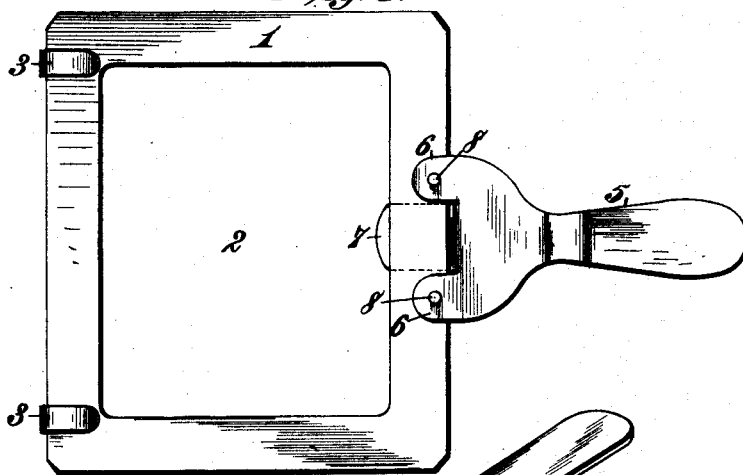



Fig. 4.



Witnesses.
Phet G. Watt.

J. A. H. Rufford

Inventor
Enoch W. Perry Jr.

By
James L. Norris
Atty.

UNITED STATES PATENT OFFICE.

ENOCH WOOD PERRY, JR., OF NEW YORK, N. Y., ASSIGNOR OF ONE-HALF TO
EMIL KIPPER, OF ZYLONITE, MASSACHUSETTS.

PHOTOGRAPHIC DIPPER.

SPECIFICATION forming part of Letters Patent No. 420,355, dated January 28, 1890.

Application filed January 31, 1889. Serial No. 298,234. (No model.)

To all whom it may concern:

Be it known that I, ENOCH WOOD PERRY, Jr., a citizen of the United States, residing at New York, in the county of New York and State of New York, have invented new and useful Improvements in Photographic Dippers, of which the following is a specification.

My invention relates to the art of photography, and the purpose thereof is to provide a novel and simple dipping device whereby the negative film may be held or carried and manipulated during the various steps attending development, one purpose of the invention being to provide means for holding the film flat and preventing its warping, while the holding device or dipper shall be of a material not affected by the chemical reagents employed.

It is my purpose, also, to provide a simple and inexpensive dipper or carrier which may be used either with negative plates made of glass or with those formed of any other suitable material, and whereby the hands and fingers of the operator shall be preserved from contact with the acids and other chemicals employed, the film carrier or dipper being constructed of hard rubber, zylonite, or other compound which is not attacked by the chemicals used in developing.

The invention consists in the several novel features of construction and new combinations of parts hereinafter fully set forth, and then specifically pointed out and defined in the claims following this specification.

Referring to the accompanying drawings, Figure 1 is a plan view of the plate or film carrier or dipper, the film being removed. Fig. 2 is a transverse section of Fig. 1 in the line $x x$, showing the film in place. Fig. 3 is a plan view showing a modified construction. Fig. 4 is a similar view showing a further modification.

In the said drawings, the reference-numeral 1 designates a frame or carrier of suitable shape and dimensions, formed of rubber, zylonite, or any other material which is not affected by the chemicals employed during the process of development. This frame is provided with an interior opening 2 to enable the operator to examine the plate or film by

transmitted light during the process of development.

Upon one member or portion of the frame 1, I form one or more hooked projections or lugs 3, of any suitable size and form, the ends thereof being curved to enable the operator to push the edge or margin of the plate or film under the same or between said lugs and the flat face of one side of the frame 1. In place of these projections or lugs I may employ a continuous overlapping edge 3^a, as shown in Fig. 4. Upon the opposite portion of the frame I mount one or more buttons or clasps 4, which may be caused to engage with one or more of the edges of the plate or film, the other edge being held by the projections 3 or the edge 3^a.

Upon one side of the frame or carrier I apply a handle 5, which may be an integral part of the frame, as shown in Fig. 1. I may, however, form this handle separately and provide the same with two overlying ears 6, as in Fig. 3, and an intermediate or central underlying ear 7, or vice versa, said ears being connected with the frame or carrier by rivets 8, formed of zylonite or other material of the same kind constituting the frame. Other means for clamping and holding the plate or film upon said carrier may be employed, and I do not limit my invention to the specific constructions herein described and shown.

By this invention the plate or film after exposure may easily and quickly be clamped or fastened in the carrier or dipper and then developed, the process being carried on with perfect accuracy by the operator, who examines the film from time to time by means of the light transmitted through the opening 2. During the entire process the carrier is manipulated by means of the handle 5, and thus the fingers and hands of the operator are relieved from the constant unsightly stains which not only disfigure the fingers, and especially the nails, but which have been known to have poisonous effects, especially when small unnoticed wounds or scratches are exposed to the acids employed.

I have illustrated clips as a simple means for receiving and clamping the films in posi-

tion upon the holders and such well subserve the purpose; but it will be evident to those skilled in the art that other well-known means may be employed—such, for instance, as
5 screws or cams—for performing and securing the clamping action, all being well known in the art as equivalents one for the other.

Having thus described my invention, what I claim, and desire to secure by Letters Patent, is—
10 ent, is—

1. A plate or film holder, carrier, or dipper, composed of hard rubber, zylonite, or other neutral material adapted to receive and support a negative plate or film and provided with
15 clips to overlie different edges of the plate or film to prevent the latter from warping, substantially as described.

2. A photographic plate or film holder comprising a flat plate having a handle and composed of neutral material not affected by the
20 developer, and provided with clips of like neutral material arranged to overlie different edges of the plate or film to prevent the same from warping, substantially as described.
25 scribed.

3. A photographic plate or film holder consisting of a flat plate of neutral material not affected by the developer and having a handle, said flat plate being provided on its upper surface with clips of like neutral material to overlie different edges of the plate or
30 film and prevent the latter from warping, substantially as described.

4. A plate or film holder, carrier, or dipper formed of a flat plate of hard rubber, zylonite, or other neutral material, said holder
35 having an opening to permit examination by transmitted light, and provided with one or more lugs or projections upon one part and one or more movable buttons mounted upon
40 another part of the flat plate to overlie different edges of the plate or film, and provided with a suitable handle of similar material, substantially as described.

In testimony whereof I have affixed my
45 signature in presence of two witnesses.

ENOCH WOOD PERRY, JR.

Witnesses:

ANDREW F. QUINN,
THOMAS FORD.