

(No Model.)

G. HAYES.
METALLIC LATHING.

No. 420,659.

Patented Feb. 4, 1890.

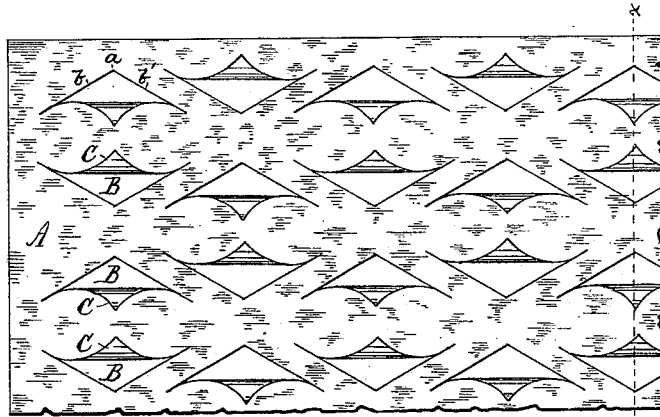


Fig. 1.



Fig. 2.
w-x

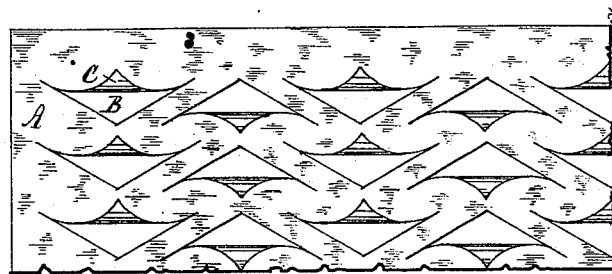


Fig. 3.



Fig. 4.
w-x



Fig. 5.




Fig. 6.

WITNESSES:

James R. McAfee
Clarence L. Cole

INVENTOR

Geo Hayes

UNITED STATES PATENT OFFICE.

GEORGE HAYES, OF NEW YORK, N. Y.

METALLIC LATHING.

SPECIFICATION forming part of Letters Patent No. 420,659, dated February 4, 1890.

Application filed September 5, 1889. Serial No. 323,075. (No model.)

To all whom it may concern:

Be it known that I, GEORGE HAYES, a resident of the city, county, and State of New York, have invented a new and useful Metallic Lathing, of which the following is a specification.

My invention consists of a lathing for use in buildings, upon walls, ceilings, &c., the lath being of sheet metal in sheet or strip and having at intervals throughout certain openings, each of which is provided with a tongue, hook, or barb of metal turned outwardly in forming said opening and given a backward bend or curl, which, projecting beyond the plane of one side or face of the lath, affords a means whereby plaster may be held securely to the sheet in addition to the key afforded by the openings.

The arrangement, shape, and manner of forming the openings with their tongues are hereinafter more fully described, reference being had to the accompanying drawings, in which—

Figure 1 represents a face view of a piece of the sheet-metal lathing, showing openings, tongues, and one manner of arranging them. Fig. 2 is a section of the lath on line *w x* of Fig. 1, with plaster dotted in. Fig. 3 is a face view of a piece of lathing, showing a modification in respect to the arrangement of the openings about the sheet. Fig. 4 is a section of the same on line *w x* of Fig. 3. Fig. 5 is a face view of a piece of lath with one aperture, showing how the three edges of the opening may be curled when desirable. Fig. 6 is a perspective view of the piece shown in Fig. 5.

In the drawings, A indicates the lathing sheet or strip, B the openings, and C the tongues, hooks, or barbs. The openings are formed by cutting an incision from *a*, Fig. 1, in two branching lines *b* and *b'* to a suitable length and then forcing outward the metal between said lines and giving it a backward bend or roll, as shown sectionally in Figs. 3 and 5, thus constituting it a hook around, beneath, and behind which plaster will set and become effectually "keyed" to the lath; plaster also entering the opening from whence the tongue has been projected, and expanding into knobs at the back of the lath, gives additional "key."

As shown in Fig. 1, the openings are arranged in pairs—back to back, as it were—the tongues rolled toward each other for each pair, so that a dovetailed mold is formed between, allowing the plaster to become dovetailed and locked therein. The pairs are in said figure shown as arranged in diagonal lines across the lath. This makes a very effectual arrangement. However, I do not confine myself to this arrangement in pairs, as the tongued openings may be arranged, as shown in Fig. 3, in direct lines across the sheet singly, the tongues reversed in alternate rows. In this case the openings are not arranged in pairs, but in sets, one row having the tongues turned one way and the next row having them turned in the opposite direction, and so on, the rows alternating. By making a short straight cut at the angle of the cut *a*, as shown at *a'*, Figs. 5 and 6, the outer edges (or edge metal) of cuts *b* and *b'* may be turned outwardly, making spiral curls or hooks. By thus rounding the verge of the opening the cutting of plaster by a sharp edge at the opening is avoided. Plaster sets all around the tongues and into the openings, expanding at the back of the lath, as knobs, thereby becoming effectually locked to the metal.

What I claim as new, and desire to secure by Letters Patent of the United States, is—

1. A sheet-metal lath having at intervals throughout apertures of triangular shape, each aperture having at one side a tongue, hook, or barb of the metal turned outward in forming the aperture, the tongue projecting above the plane of the sheet and bent backward from the aperture to grasp plaster, essentially as set forth.

2. A sheet-metal lath having at intervals throughout apertures of triangular shape arranged in pairs, each aperture having at one side, that toward its mate, a projecting tongue of the metal turned outward and with a bend backward from the aperture and toward its mate, essentially as shown and described.

GEO. HAYES.

Witnesses:

JAMES R. McAFEE,
CLARENCE L. COLES.