

(No Model.)

E. H. BROWN.
HOOK AND EYE.

No. 420,766.

Patented Feb. 4, 1890.

Fig. 1

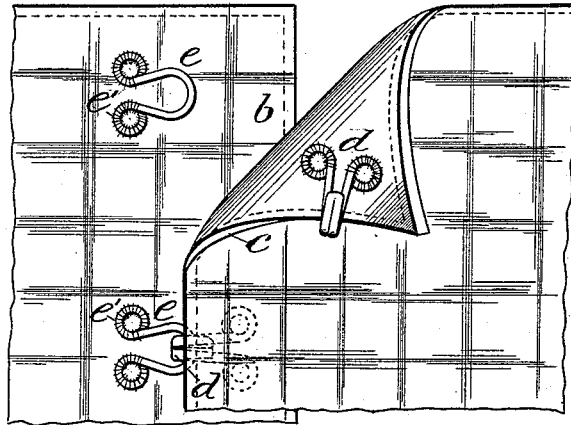


Fig. 2

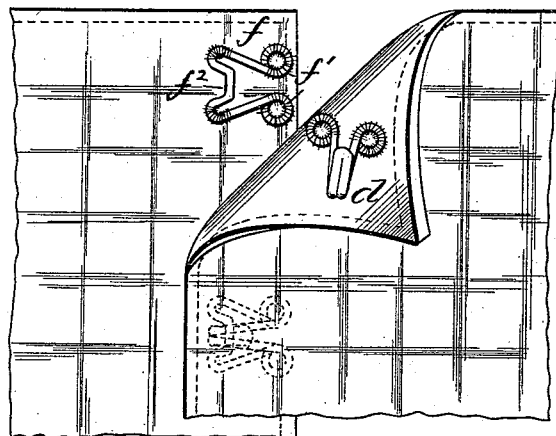


Fig. 3

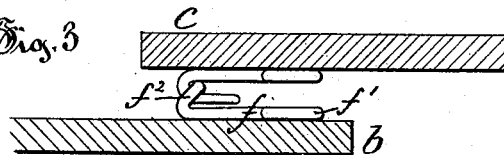


Fig. 4

Witnesses:

Navy R. Williams

A. B. Jenkins.

Fig. 4
f
f'
f''

Inventor,

Emma H. Brown,
by Simonds & Burdett,
attorneys.

UNITED STATES PATENT OFFICE.

EMMA H. BROWN, OF WETHERSFIELD, CONNECTICUT.

HOOK AND EYE.

SPECIFICATION forming part of Letters Patent No. 420,766, dated February 4, 1890.

Application filed January 7, 1889. Serial No. 295,600. (No model.)

To all whom it may concern:

Be it known that I, EMMA H. BROWN, of Wethersfield, in the county of Hartford and State of Connecticut, have invented certain
5 new and useful Improvements in Hooks and Eyes, of which the following is a full, clear, and exact description, whereby any one skilled in the art can make and use the same.

The object of my invention is to provide a
10 device by means of which the ordinary hook as a means of fastening articles of wearing-apparel may be employed with an eye that is free from the many objections that now exist in the use of the old form of hook and eye.

15 To this end my invention consists in the combination of a hook having the eye formed in a re-entrant bend in advance of the feet; and it further consists in details of the several parts of the device and their combination, as more particularly hereinafter described, and pointed out in the claim.

Referring to the drawings, Figure 1 is a plan view of the meeting edge of a dress, showing the old form of hook and eye. Fig.
25 2 is a detail plan view of the same, showing the method of use of my improvement. Fig. 3 is a detail view in section through the overlapping edges of an article of wearing-apparel provided with my improved hook and eye.
30 Fig. 4 is a detail perspective view of an eye embodying my invention.

In the accompanying drawings, the letter *a* denotes a garment or article of wearing-apparel having meeting edges *b c*, that are re-
35 quired to be temporarily fastened to each other. The usual means of securing such meeting edges of garments are buttons and button-holes, or hooks and eyes. The ordinary form of hook *d* is secured on one meeting edge, as *c*, while on the other meeting
40 edge *b* is secured an eye *e*, both hook and eye being usually formed of wire bent to shape, and each provided with openings lying in a common plane, through which the thread used
45 to fasten the hook or eye to the garment is passed. In the old form of hook and eye (shown in Fig. 1) the attaching-loops *e'* are in front of the main part of the eye into which

the hook engages, so that the larger part of the eye, and also a portion of the end of the
50 hook, is exposed to view beyond the meeting edge of the garment when the ordinary form of metallic eye is used. In order to avoid the unseemly appearance of this fastening, a loop of thread or twist is sometimes used,
55 but such a loop is open to many objections.

Where a garment fits snugly, the pulling of the eye on the loop puckers the garment and causes it to draw and fold. In order to overcome such objections, I provide an eye *f*, in
60 which the attaching-points *f'* lie back of the engaging-loop *f²* of the eye. This engaging-loop *f²* is preferably formed in the shape of a re-entrant bend in the broader part of the eye, while the attaching-points are located
65 in advance of this loop or nearer the hook part when the parts are engaged.

In Fig. 2 is illustrated the method of attaching and using my improved hook and eye, the form of the latter enabling it to be se-
70 cured to the garment in such position that it is concealed between the overlapping parts of the meeting edges, the hook engaging the loop *f²*, and thus holding the parts together. It has been shown by tests that this form of
75 eye may be used without any liability of drawing or puckering of the cloth of the garment in its use, and it is effectually concealed from view.

The engaging-loop *f²* may lie in the same
80 plane as the body of the eye; but it is preferably raised slightly above that plane, the eye as a whole being formed of wire bent to shape, or in any other convenient manner.

I claim as my invention—

85 In combination with a hook *d*, an eye *f*, having attaching-points *f'*, and a re-entrant engaging-loop bent at an angle to and backward toward the attaching-points, and adapted to be applied to the meeting edges of a garment
90 or other article of wearing-apparel, all substantially as described.

EMMA H. BROWN.

Witnesses:

CHAS. L. BURDETT,
W. B. JENKINS.