

(No Model.)

H. P. SLEIGH.
TRUNK.

No. 421,442.

Patented Feb. 18, 1890.

Fig: 1.

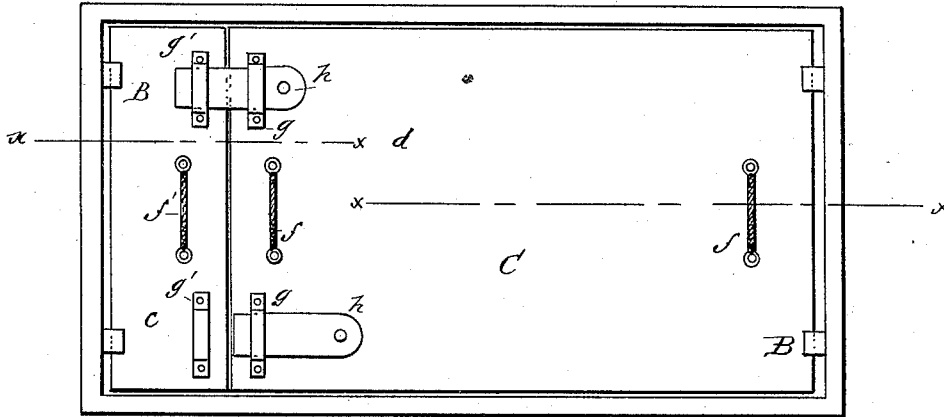


Fig: 2.

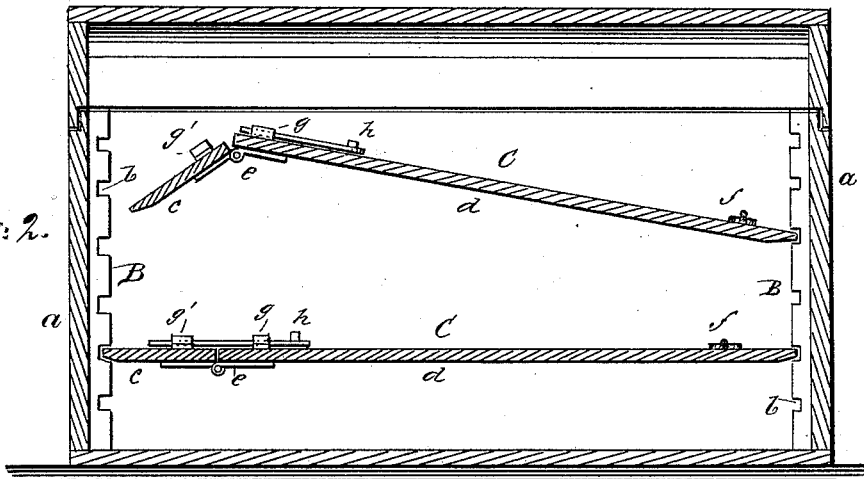
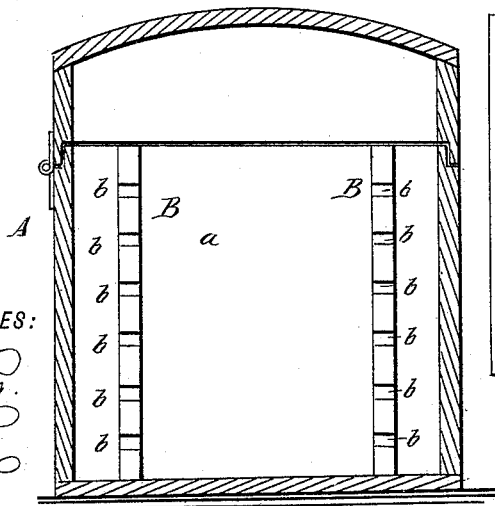
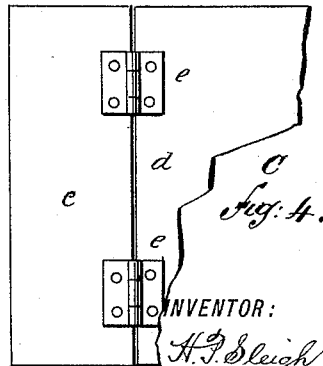


Fig: 3.



WITNESSES:

Chas. Nida.
Wm. Sedgwick



INVENTOR:

BY

H. P. Sleigh
Munn & Co

ATTORNEYS.

UNITED STATES PATENT OFFICE.

HANNAH P. SLEIGH, OF HARMAR, OHIO.

TRUNK.

SPECIFICATION forming part of Letters Patent No. 421,442, dated February 18, 1890.

Application filed June 25, 1888. Serial No. 278,132. (No model.)

To all whom it may concern:

Be it known that I, HANNAH P. SLEIGH, of Harmar, in the county of Washington, and State of Ohio, have invented new and useful
5 Improvements in Trunks, of which the following is a specification, reference being had to the annexed drawings, forming a part thereof, in which—

Figure 1 is a plan view of a trunk with the
10 cover removed. Fig. 2 is a vertical longitudinal section taken on line *xx* in Fig. 1. Fig. 3 is a vertical transverse section of the trunk with the tray removed, and Fig. 4 is a partially-inverted plan view of the trunk-tray.

15 Similar letters of reference indicate corresponding parts in all the views.

The object of my invention is to provide a simple and efficient device for separating the trunk into horizontal compartments to prevent
20 injury to clothing or other articles packed in the trunk.

My invention consists in the combination, with the trunk, of notched strips attached to the inner surface of the ends thereof, and
25 one or more trays formed of two parts hinged together and adapted to enter the notches of the strips, all as hereinafter more fully described.

To the inner faces of the ends *a* of the body
30 of the trunk *A* are secured vertical strips *B*, provided with a series of notches *b*, for receiving the ends of a partition *C* and enabling the latter to be adjusted vertically on the trunk and form compartments of any desirable
35 size. The partition *C* is composed of sections *c* and *d*, which are connected together by hinges *e*. The section *d* of the partition *C* is much longer than the section *c*, and is provided with handles *f*, and the section *c*
40 has a handle *f'*. The handles *f* and *f'* are made of flexible material in order that they may fold closely against the partition *C*. The section *d* of the partition *C* is provided with loops *g*, which receive sliding bolts *h*, and the
45 other section *c* of the partition has similar loops *g'*, into which the bolts *h* slide when the partition is in place in the trunk to hold the sections *d* and *c* rigid and prevent their slipping from the notches *b*.

The partition *C* is placed in the trunk by
50 inserting the free end of the section *d* into the notches *b* of the strip *B* at one end of the trunk and then turning the section *c* of the partition outward by means of the handle *f'*
55 until it enters the notches *b* of strips *B* at the opposite side of the trunk. The notches into which the ends of the partition are inserted at opposite ends of the trunk should be of the same height. When the partition is in
60 place in the trunk, the bolts *h* are slid into the loops *g'*. The ends of the two sections of the partition form shoulders which prevent the sections from sagging below the horizontal plane, and the bolts *h* hold the sections
65 against movement in the opposite direction.

The sections *c* and *d* of the adjustable partition are of unequal sizes, and by this construction the partition can, after the trunk
70 has been packed, be readily removed to obtain an article beneath it without removing the articles upon it. The sliding bolts are within easy reach and can be moved back
75 under the clothing, and by raising the partition the section *c* readily becomes disengaged from the notches of the vertical strips, which is a great advantage.

Having thus described my invention, I claim as new and desire to secure by Letters Patent—

The combination of a trunk, the notched
80 strips arranged upon the inner faces of the trunk, the partition *C*, adapted to divide the trunk into separate compartments and composed of two sections *c* and *d*, hinged together,
85 one section being smaller than the other, enable the partition *C* to be readily disengaged from the notched strips after the trunk has been packed, and provided with loops, and the sliding bolts adapted to engage the loops and hold the section, substantially as
90 described.

HANNAH P. SLEIGH.

Witnesses:

JOHN W. TRAUTMAN,
MARTHA M. PUTNAM.