

(No Model.)

J. T. WHITMORE.

EMBROIDERING ATTACHMENT FOR SEWING MACHINES.

No. 422,558.

Patented Mar. 4, 1890.

Fig. 1.

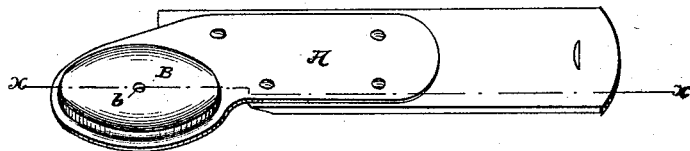


Fig. 2.



Fig. 3.

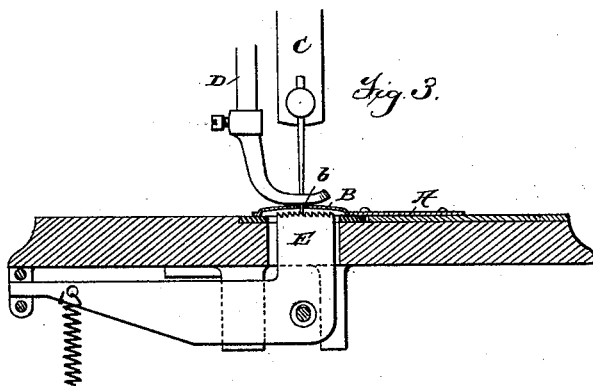



Fig. 4.



Attest:

Geo. H. Botto.
Joseph M. Crane

Inventor:
James T. Whitmore

by
J. M. Crane
His atty.

UNITED STATES PATENT OFFICE.

JAMES T. WHITMORE, OF CLEVELAND, OHIO.

EMBROIDERING ATTACHMENT FOR SEWING-MACHINES.

SPECIFICATION forming part of Letters Patent No. 422,558, dated March 4, 1890.

Application filed June 11, 1886. Serial No. 204,825. (No model.)

To all whom it may concern:

Be it known that I, JAMES T. WHITMORE, a citizen of the United States, and a resident of Cleveland, in the county of Cuyahoga, in the State of Ohio, have invented a new and useful Attachment for Sewing-Machines, of which the following is a specification.

My invention relates more particularly to means to be detachably held upon the cloth-plate of a sewing-machine, covering the feeding device beneath the presser-foot; and it consists of a plate provided with an orifice, within which the feeding device may operate with an upper surface circular in form elevated above the surrounding or attaching plate, as will be hereinafter more fully described in detail.

Referring to the drawings, Figure 1 represents a plan of my said attachment, partly in perspective; and Fig. 2 represents a sectional view of said attachment at a line through the center of a deflection or orifice with which it is provided. Fig. 3 represents a section of the needle-bar, presser-foot, and the plate in position with feeding device; and Fig. 4 represents what I have termed "etching," which has been done upon silk by the use of my invention.

In the drawings, A represents the attaching-plate, and B represents the elevated part thereof; *b*, the needle-hole through the latter; C and D, the needle-bar and presser-bar, respectively, and E feeding device. In the present instance the attachment is represented as secured to one of the movable slides with which cloth-plates of sewing-machines are usually provided, being so connected in order that it may be more convenient to the operator in placing and securing the said attachment in its proper position for operation and for a more rigid security in its relation to the needle. It is obvious, however, that this attachment may be secured to the cloth-plate of the sewing-machine by screws or by any other suitable means. The circular elevated part of the said plate forms a sort of table with rounded edges, upon which that partic-

ular part of the material operated upon may be manipulated by the operator without interference with surrounding objects or surfaces, and without the aid of the feeding device of the sewing-machine proper, and by this simple contrivance, with its elevated rounded surface, the operator is enabled to easily and expeditiously control and move the material as may be required in the art of what is known as "etching," somewhat similar to embroidering. In short, the short zigzag, circular, and other varied stitched lines are accomplished by the dexterous fingers of the operator by changing the position of the material operated upon upon the elevated circular surface above the feeding device proper in manner to secure the desired pattern or design intended.

I do not wish to be understood as claiming, broadly, a covering-plate adapted for use above the feeding device of a sewing-machine; but,

Having thus set forth my invention, what I claim as new, and desire to secure by Letters Patent of the United States, is—

1. The combination, with the stitching and feeding mechanism of a sewing-machine, of a plate secured to the cloth-plate slide of said machine, presenting at or near its end a circular convex surface, said surface being provided with a needle-hole, substantially as and for the purpose set forth.

2. As a new article of manufacture, the herein-described embroidering attachment, consisting of a shuttle-race slide provided with an extension having an elevated circular convex surface adapted to extend over and cover the feed of the machine and provided with a needle-hole, substantially as described, and for the purpose set forth.

In testimony that I claim the foregoing I have signed my name in the presence of the two witnesses whose names hereunto appear.

JAS. T. WHITMORE.

Witnesses:

BENJN. F. WHITMORE,
JAMES BAILEY.