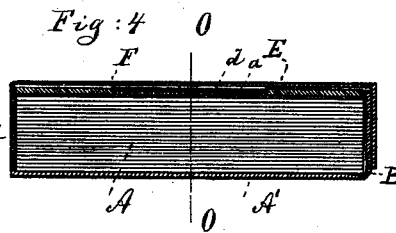
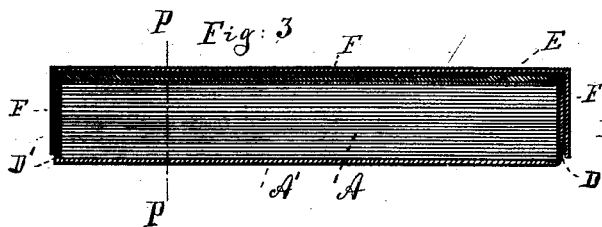
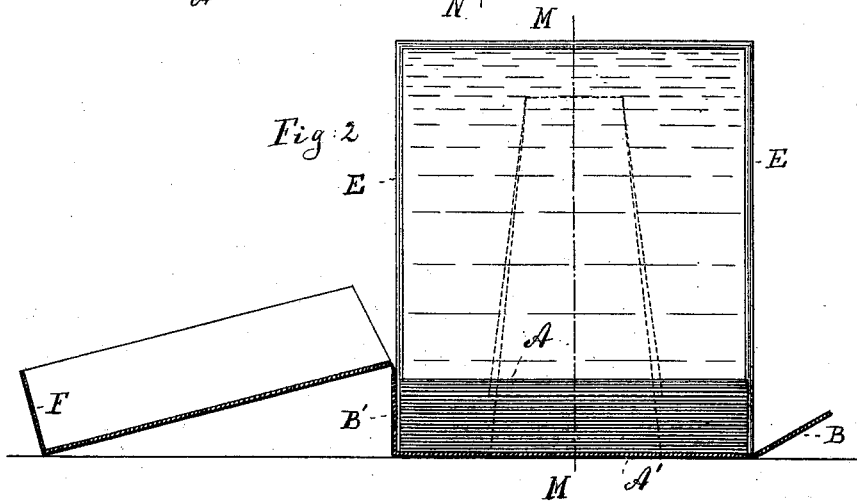
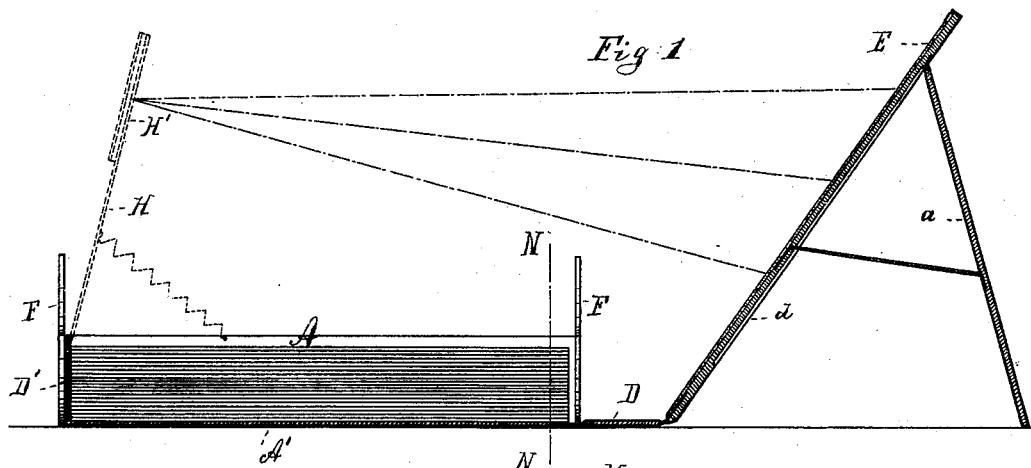


(No Model.)

H. WILD.
PHOTOGRAPHIC STAND.

No. 422,559.

Patented Mar. 4, 1890.



Witnesses
W. Wagner
A. Jonghman.

Inventor:
H. Wild
by his attorneys
Roder & Priesen

UNITED STATES PATENT OFFICE.

HENRI WILD, OF ZURICH, SWITZERLAND.

PHOTOGRAPHIC STAND.

SPECIFICATION forming part of Letters Patent No. 422,559, dated March 4, 1890.

Application filed May 22, 1889. Serial No. 311,754. (No model.)

To all whom it may concern:

Be it known that I, HENRI WILD, of Zurich, Switzerland, have invented an Improved Photographic Stand, of which the following is a specification.

This invention relates to a photographic stand which will effectively display the pictures, and which may be folded up to form a box when out of use.

The invention consists in the various features of improvement more fully pointed out in the claims.

In the accompanying drawings, Figure 1 is a vertical longitudinal section of my improved photographic stand on line M M, Fig. 2, showing the stand open. Fig. 2 is a cross-section on line N N, Fig. 1; Fig. 3, a vertical longitudinal section on line O O, Fig. 4, showing the stand closed. Fig. 4 is a cross-section on line P P, Fig. 3.

The letter A represents a box having bottom A'. Two adjoining sides B D of box A are made folding, being hinged to bottom A', and being disconnected at their upright edges.

To the side D there is hinged an inner cover or stand E, that may be held in an inclined position by a brace *a*, Fig. 1. A groove *d* in cover E receives this brace when the cover is folded upon the box.

F is an outer cover hinged to side B', opposite side B. This cover may be folded over all the sides of box A and over the inner cover E, so as to inclose the entire device.

To the side D' opposite side D there may be secured a suitable folding lens-frame H, carrying magnifying-lens H', through which the pictures may be inspected.

In use the box is opened and the stand E put into position, as in Fig. 1. The pictures that are inclosed in box A are taken out one by one and are placed against the stand so that they may be conveniently inspected through lens H'.

When not in use, the stand is folded compactly together, as in Figs. 3 and 4.

What I claim is—

1. The combination of box A, having folding side D, with the cover E hinged thereto, and having brace *a*, substantially as specified.

2. The combination of box A, having folding sides B D, with the inner cover E, hinged to side D and having brace *a*, and with the outer cover F, substantially as specified.

3. The combination of box A, having folding sides D B, with the inner grooved cover E, hinged to side D and having brace *a*, and with the outer cover F and lens-holder H, substantially as specified.

In testimony whereof I have signed my name to this specification in the presence of two subscribing witnesses.

H. WILD.

Witnesses:

C. WILD,
A. BRUHIN.